



SZABO SCANDIC

Part of Europa Biosite

Produktinformation



Forschungsprodukte & Biochemikalien



Zellkultur & Verbrauchsmaterial



Diagnostik & molekulare Diagnostik



Laborgeräte & Service

Weitere Information auf den folgenden Seiten!
See the following pages for more information!



Lieferung & Zahlungsart

siehe unsere [Liefer- und Versandbedingungen](#)

Zuschläge

- Mindermengenzuschlag
- Trockeneiszuschlag
- Gefahrgutzuschlag
- Expressversand

SZABO-SCANDIC HandelsgmbH

Quellenstraße 110, A-1100 Wien

T. +43(0)1 489 3961-0

F. +43(0)1 489 3961-7

mail@szabo-scandic.com

www.szabo-scandic.com

[linkedin.com/company/szaboscandic](https://www.linkedin.com/company/szaboscandic) 

GSTP1 & TRAF2 Protein Protein Interaction Antibody Pair

Catalog # : DI0458

規格 : [1 Set]

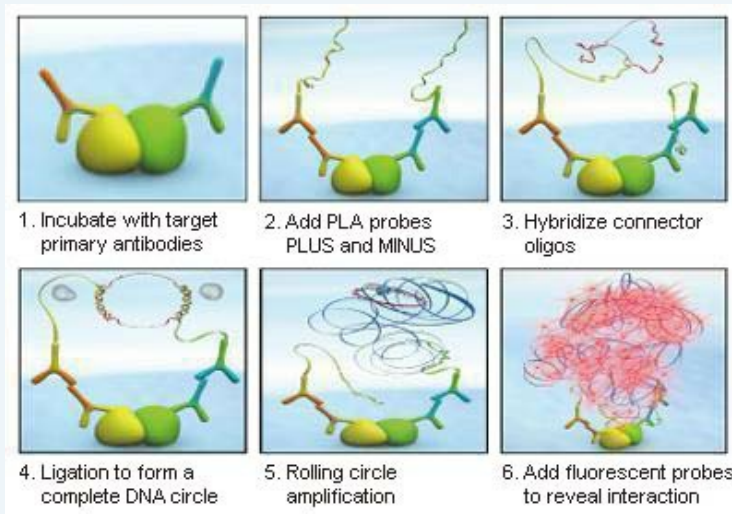
List All

Specification

Product Description: This protein protein interaction antibody pair set comes with two antibodies to detect the protein-protein interaction, one against the GSTP1 protein, and the other against the TRAF2 protein for use in *in situ* Proximity Ligation Assay. See Publication Reference below.

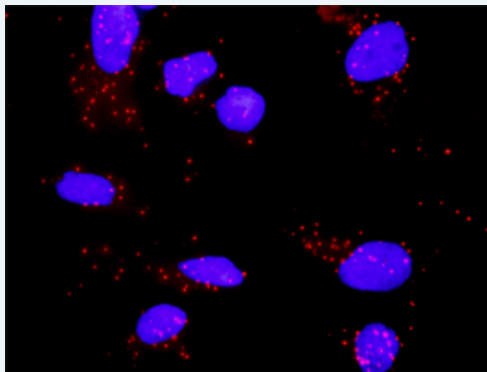
Application Image

In situ Proximity Ligation Assay (Cell)



Reactivity: Human

Quality Control Testing: Protein protein interaction immunofluorescence result.



Representative image of Proximity Ligation Assay of protein-protein interactions between GSTP1 and TRAF2. HeLa cells were stained with anti-GSTP1 rabbit purified polyclonal antibody 1:1200 and anti-TRAF2 mouse monoclonal antibody 1:50. Each red dot represents the detection of protein-protein interaction complex. The images were analyzed using an optimized freeware ([BlobFinder](#)) download from The Centre for Image Analysis at Uppsala University.

Supplied Product: Antibody pair set content:
 1. GSTP1 rabbit purified polyclonal antibody (20 ug)
 2. TRAF2 mouse monoclonal antibody (40 ug)
 *Reagents are sufficient for at least 30-50 assays using recommended protocols.

Storage Instruction: Store reagents of the antibody pair set at -20°C or lower. Please aliquot to avoid repeated freeze thaw cycle. Reagents should be returned to -

20°C storage immediately after use.

MSDS:

 [Download](#)

Publication Reference

1. [An analysis of protein-protein interactions in cross-talk pathways reveals CRKL as a novel prognostic marker in hepatocellular carcinoma.](#)
Liu CH, Chen TC, Chau GY, Jan YH, Chen CH, Hsu CN, Lin KT, Juang YL, Lu PJ, Cheng HC, Chen MH, Chang CF, Ting YS, Kao CY, Hsiao M, Huang CY. Mol Cell Proteomics. 2013 Feb 8. [Epub ahead of print]
-

Applications

In situ Proximity Ligation Assay (Cell)

[GSTP1](#) [TRAF2](#)

Gene Information

Entrez GeneID: [2950](#)

Gene Name: GSTP1

Gene Alias: DFN7,FAEES3,GST3,PI

Gene Description: glutathione S-transferase pi 1

Omim ID: [134660](#)

Gene Ontology: [Hyperlink](#)

Gene Summary: Glutathione S-transferases (GSTs) are a family of enzymes that play an important role in detoxification by catalyzing the conjugation of many hydrophobic and electrophilic compounds with reduced glutathione. Based on their biochemical, immunologic, and structural properties, the soluble GSTs are categorized into 4 main classes: alpha, mu, pi, and theta. This GST family member is a polymorphic gene encoding active, functionally different GSTP1 variant proteins that are thought to function in xenobiotic metabolism and play a role in susceptibility to cancer, and other diseases. [provided by RefSeq]

Other Designations: OTTHUMP00000174659,deafness, X-linked 7,fatty acid ethyl ester synthase III,glutathione transferase

Gene Information

Entrez GeneID: [7186](#)

Gene Name: TRAF2

Gene Alias: MGC:45012,TRAP,TRAP3

Gene Description: TNF receptor-associated factor 2

Omim ID: [601895](#)

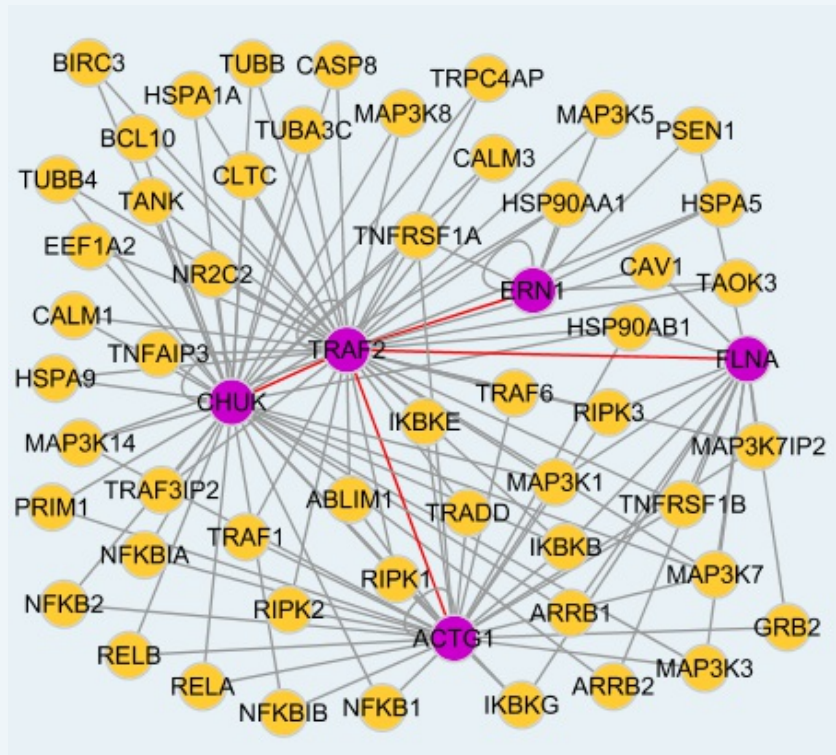
Gene Ontology: [Hyperlink](#)

Gene Summary: The protein encoded by this gene is a member of the TNF receptor associated factor (TRAF) protein family. TRAF proteins associate with, and mediate the signal transduction from members of the TNF receptor superfamily. This protein directly interacts with TNF receptors, and forms a heterodimeric complex with TRAF1. This protein is required for

TNF-alpha-mediated activation of MAPK8/JNK and NF-kappaB. The protein complex formed by this protein and TRAF1 interacts with the inhibitor-of-apoptosis proteins (IAPs), and functions as a mediator of the anti-apoptotic signals from TNF receptors. The interaction of this protein with TRADD, a TNF receptor associated apoptotic signal transducer, ensures the recruitment of IAPs for the direct inhibition of caspase activation. BIRC2/c-IAP1, an apoptosis inhibitor possessing ubiquitin ligase activity, can ubiquitinate and induce the degradation of this protein, and thus potentiate TNF-induced apoptosis. Multiple alternatively spliced transcript variants have been found for this gene, but the biological validity of only one transcript has been determined. [provided by RefSeq]

Other Designations: OTTHUMP00000022625,OTTHUMP00000064745,tumor necrosis factor type 2 receptor associated protein 3

Interactome



服務條款 | 隱私權政策 | 著作及商標 | 網站地圖

©2016 亞諾法生技股份有限公司 Abnova Corporation. 版權所有.