



# SZABO SCANDIC

Part of Europa Biosite

## Produktinformation



Forschungsprodukte & Biochemikalien



Zellkultur & Verbrauchsmaterial



Diagnostik & molekulare Diagnostik



Laborgeräte & Service

Weitere Information auf den folgenden Seiten!  
See the following pages for more information!



### Lieferung & Zahlungsart

siehe unsere [Liefer- und Versandbedingungen](#)

### Zuschläge

- Mindermengenzuschlag
- Trockeneiszuschlag
- Gefahrgutzuschlag
- Expressversand

### SZABO-SCANDIC HandelsgmbH

Quellenstraße 110, A-1100 Wien

T. +43(0)1 489 3961-0

F. +43(0)1 489 3961-7

[mail@szabo-scandic.com](mailto:mail@szabo-scandic.com)

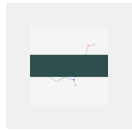
[www.szabo-scandic.com](http://www.szabo-scandic.com)

[linkedin.com/company/szaboscandic](https://www.linkedin.com/company/szaboscandic) 

|                                   |   |
|-----------------------------------|---|
| <b>Product Number</b>             | O OCD00199  |
| <b>Product Page</b>               | <a href="http://www.avivasysbio.com/indole-3-acetic-acid-bsa-conjugated-oocd00199.html">http://www.avivasysbio.com/indole-3-acetic-acid-bsa-conjugated-oocd00199.html</a>   |
| <b>Product Name</b>               | Indole 3 Acetic Acid (BSA - Conjugated) (O OCD00199)  |
| <b>Size</b>                       | 10ug  |
| <b>Gene Symbol</b>                | IAA   |
| <b>Alias Symbols</b>              | Indole-3-acetic acid; 3-Indoleacetic acid; 87-51-4; Heteroauxin; Indoleacetic acid; Rhizopin  |
| <b>Molecular Weight</b>           | 175.2 Da  |
| <b>Product Format</b>             | Freeze-dried powder   |
| <b>Conjugation</b>                | BSA   |
| <b>Purity</b>                     | > 90%   |
| <b>Official Gene Full Name</b>    | Indole 3 Acetic Acid  |
| <b>Reconstitution and Storage</b> | <p>Reconstitute in PBS (pH7.4) to a concentration of 0.1-1.0 mg/mL. Do not vortex.</p> <p>Avoid repeated freeze/thaw cycles. Store at 2-8C for one month. Aliquot and store at -80C for 12 months.</p> <p>The thermal stability is described by the loss rate. The loss rate was determined by accelerated thermal degradation test, that is, incubate the prote in at 37C for 48h, and no obvious degradation and precipitation were observed. The loss rate is less than 5% within the expiration date under appropriate storage condition.</p> |
| <b>Additional Information</b>     | PubChem: <a href="#">IAA</a>  |
| <b>Additional Information</b>     | Chemical Formula: C <sub>10</sub> H <sub>9</sub> NO <sub>2</sub>  |
| <b>Lead Time</b>                  | Domestic: <a href="#">within 2 week delivery</a> International: <a href="#">3 week</a>  |
| <b>Protein Name</b>               | Indole 3 Acetic Acid  |
| <b>Species Reactivity</b>         | General   |
| <b>Application</b>                |   |

**Image 1**


**2D Structure**



2D Structure

**Image 2**


**UV-spectrum**



UV-spectrum

**Image 3**

**SDS-PAGE**



SDS-PAGE

AVIVA SYSTEMS BIOLOGY manufactures and sells quality antibody products covering genome wide proteins.

This product is for Research Use Only. Not for diagnostic, human, or veterinary use.  
Optimal conditions of its use should be determined by end users.

**AVIVA SYSTEMS BIOLOGY**

5754 Pacific Center Blvd., Suite 201 San Diego, CA 92121 USA | Tel: (858)552-6979 | [info@avivasysbio.com](mailto:info@avivasysbio.com)