



SZABO SCANDIC

Part of Europa Biosite

Produktinformation



Forschungsprodukte & Biochemikalien



Zellkultur & Verbrauchsmaterial



Diagnostik & molekulare Diagnostik



Laborgeräte & Service

Weitere Information auf den folgenden Seiten!
See the following pages for more information!



Lieferung & Zahlungsart

siehe unsere [Liefer- und Versandbedingungen](#)

Zuschläge

- Mindermengenzuschlag
- Trockeneiszuschlag
- Gefahrgutzuschlag
- Expressversand

SZABO-SCANDIC HandelsgmbH

Quellenstraße 110, A-1100 Wien

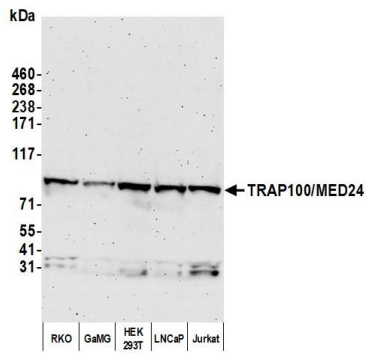
T. +43(0)1 489 3961-0

F. +43(0)1 489 3961-7

mail@szabo-scandic.com

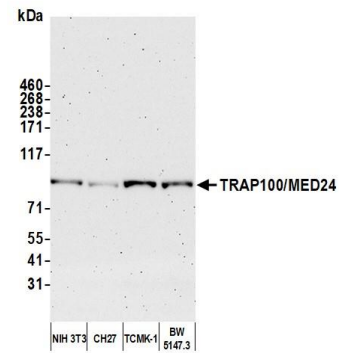
www.szabo-scandic.com

[linkedin.com/company/szaboscandic](https://www.linkedin.com/company/szaboscandic) 



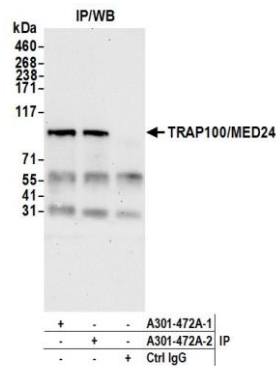
Detection of human TRAP100/MED24 by western blot.

Samples: Whole cell lysate (50 µg) from RKO, GaMG, HEK293T, LNCaP, and Jurkat cells prepared using NETN lysis buffer. *Antibody:* Affinity purified rabbit anti-TRAP100/MED24 antibody (A301-472A lot 2) used for WB at 1 µg/ml. *Detection:* Chemiluminescence with an exposure time of 3 minutes.



Detection of mouse TRAP100/MED24 by western blot.

Samples: Whole cell lysate (25 µg) from NIH 3T3, CH27, TCMK-1, and BW5147.3 cells prepared using NETN lysis buffer. *Antibody:* Affinity purified rabbit anti-TRAP100/MED24 antibody (A301-472A lot 2) used for WB at 1 µg/ml. *Detection:* Chemiluminescence with an exposure time of 3 minutes.



Detection of human TRAP100/MED24 by western blot of immunoprecipitates.

Samples: Whole cell lysate (1.0 mg per IP reaction; 10% of IP loaded) from HEK293T cells prepared using NETN lysis buffer. *Antibodies:* Affinity purified rabbit anti-TRAP100/MED24 antibody (A301-472A lot 2) used for IP at 6 µg per reaction. TRAP100/MED24 was also immunoprecipitated by a previous lot of this antibody (A301-472A lot 1). For blotting immunoprecipitated TRAP100/MED24, A301-472A was used at 1 µg/ml. *Detection:* Chemiluminescence with an exposure time of 30 seconds.