



SZABO SCANDIC

Part of Europa Biosite

Produktinformation



Forschungsprodukte & Biochemikalien



Zellkultur & Verbrauchsmaterial



Diagnostik & molekulare Diagnostik



Laborgeräte & Service

Weitere Information auf den folgenden Seiten!
See the following pages for more information!



Lieferung & Zahlungsart

siehe unsere [Liefer- und Versandbedingungen](#)

Zuschläge

- Mindermengenzuschlag
- Trockeneiszuschlag
- Gefahrgutzuschlag
- Expressversand

SZABO-SCANDIC HandelsgmbH

Quellenstraße 110, A-1100 Wien

T. +43(0)1 489 3961-0

F. +43(0)1 489 3961-7

mail@szabo-scandic.com

www.szabo-scandic.com

[linkedin.com/company/szaboscandic](https://www.linkedin.com/company/szaboscandic) 

Data Sheet

CD83, Avi-His-Tag, Biotin-Labeled

Human, Recombinant, C-terminal Avi-His-Tag, Biotin-Labeled

Catalog #: 100225

Lot#: 181011-1 **Conc.:** 0.36 mg/ml

Description: Human CD83, also known as cluster of differentiation 83, (GenBank Accession No. NM_004233), a.a. 20-144 with C-terminal Avi-His-Tag, MW = 19 kDa, expressed in a HEK293 expression system. This protein is enzymatically biotinylated using Avi-Tag™ technology. Biotinylation is confirmed to be >90%.

Formulated in: 8 mM Phosphate, pH 7.4, 110 mM NaCl, 2.2 mM KCl, and 20% glycerol.

Stability: At least 6 months at -80°C. Avoid freeze/thaw cycles.

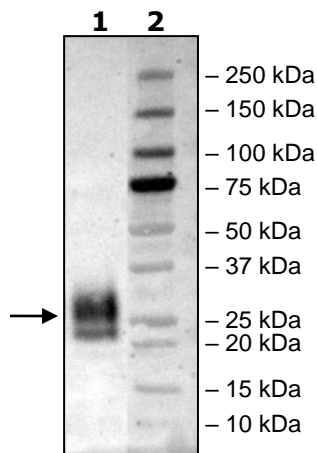
References:

1. Zhou, L., *et al.*, *Journal of Immunology*. 1995; **154(8)**: 3821-3835.
2. Lechmann, M. *et al.*, *Trends in Immunology*. 2011; **23(6)**: 273-275.

Quality Assurance

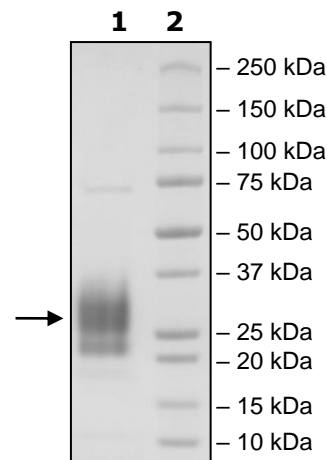
Western Blot

Lane 1:
 CD83
 Lot 181011-1
 (His)
Lane 2:
 Protein Marker



**4-20% SDS-PAGE
 Coomassie staining**

Lane 1:
 3 µg CD83
Lane 2:
 Protein Marker
MW: 19 kDa+glycans
Purity: >90%



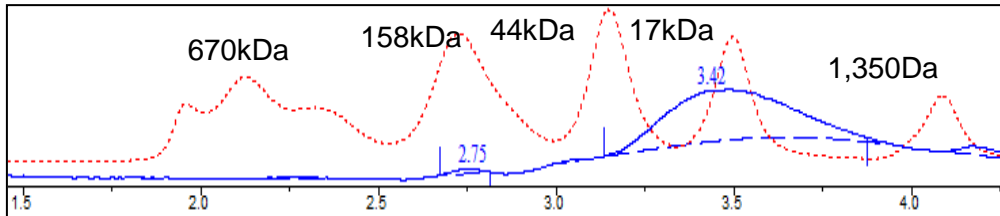
OUR PRODUCTS ARE FOR RESEARCH USE ONLY. NOT FOR DIAGNOSTIC OR THERAPEUTIC USE.

To place your order, please contact us by Phone **1.858.829.3082** Fax **1.858.481.8694**
 Or you can Email us at: info@bpsbioscience.com
 Please visit our website at: www.bpsbioscience.com



6042 Cornerstone Court West, Suite B
San Diego, CA 92121
Tel: 1.858.829.3082
Fax: 1.858.481.8694
Email: info@bpsbioscience.com

Gel Filtration Curve



<10% aggregation

Construct Info

MPLLLLLLPLLWAGALATPEVKVACSEDVDLPCTAPWDPQVPYTVSWVKLLEGGEER
METPQEDHLRGQHYHQKQNGSFDAPNERPYSKIRNTTSCNSGTYRCTLQDPDGQ
RNLSGKVI LRVTGCPAQRKEETFKKYRAEGGGLNDIFEAQKIEWHEHHHHHH*

Red = CD33 Signal Sequence

Blue = GG-Avi

Green = 6 His

OUR PRODUCTS ARE FOR RESEARCH USE ONLY. NOT FOR DIAGNOSTIC OR THERAPEUTIC USE.

To place your order, please contact us by Phone **1.858.829.3082** Fax **1.858.481.8694**

Or you can Email us at: info@bpsbioscience.com

Please visit our website at: www.bpsbioscience.com