



SZABO SCANDIC

Part of Europa Biosite

Produktinformation



Forschungsprodukte & Biochemikalien



Zellkultur & Verbrauchsmaterial



Diagnostik & molekulare Diagnostik



Laborgeräte & Service

Weitere Information auf den folgenden Seiten!
See the following pages for more information!



Lieferung & Zahlungsart

siehe unsere [Liefer- und Versandbedingungen](#)

Zuschläge

- Mindermengenzuschlag
- Trockeneiszuschlag
- Gefahrgutzuschlag
- Expressversand

SZABO-SCANDIC HandelsgmbH

Quellenstraße 110, A-1100 Wien

T. +43(0)1 489 3961-0

F. +43(0)1 489 3961-7

mail@szabo-scandic.com

www.szabo-scandic.com

[linkedin.com/company/szaboscandic](https://www.linkedin.com/company/szaboscandic) 

Data Sheet

DRAK2, GST-tag (Mouse)

Mouse, Recombinant N-terminal GST-tag
Catalog #: 100444
Lot #: 190717-1 **Conc:** 0.17 mg/ml

Formulated in: 50 mM HEPES, pH 7.5, 0.001% Brij-35, 1 mM DTT, 10 mM MgCl₂, 150 mM KCl, 5% Glycerol, 0.1 mM EDTA, and 1mM Glutathione.

Stability: At least 6 months at -80°C. Avoid freeze/thaw cycles.

References:

1. McGargill, M. *et al.*, *Immunity* **21** (6): 781-791 (2004).
2. Mao, J. *et al.*, *J. Biol. Chem.* **281**: 12587-12595 (2006).

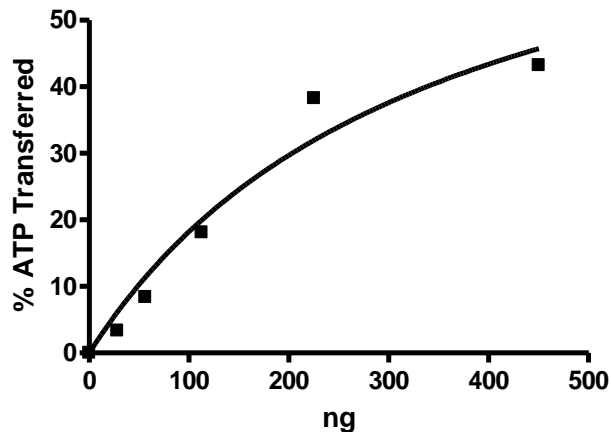
Description: Mouse DRAK2, also known as DAP kinase-related apoptosis-inducing protein kinase 2, and death-associated protein kinase-related 2, GenBank Accession No. NM_133810, a.a. 2-372 (end), expressed in a baculovirus-infected Sf9 cell expression system, MW = 68 kDa.

Specific Activity: 5 pmole/min/μg
Assay Conditions: Reaction was performed in 50 mM Tris pH 7.4, 5 mM MgCl₂, 1 mM DTT, 20 μM ATP, 0.2 mg/ml MRCL3 Peptide. Reaction was initiated with the addition of Mouse DRAK2 and was incubated at 30°C for 45 min. The luminescence was read with the Kinase Glo Max reagent (Promega).

Application: Useful for the study of enzyme kinetics, screening inhibitors, and selectivity profiling.

Quality Assurance

Specific Activity




**4-20% SDS-PAGE
Coomassie staining**

Lane 1:
DRAK2

Lane 2:
Protein Marker

Purity: ≥75%

MW: 68 kDa



OUR PRODUCTS ARE FOR RESEARCH USE ONLY. NOT FOR DIAGNOSTIC OR THERAPEUTIC USE.

To place your order, please contact us by Phone **1.858.202.1401** Fax **1.858.481.8694**

Or you can Email us at: info@bpsbioscience.com

Please visit our website at: www.bpsbioscience.com



6042 Cornerstone Court West, Suite B
San Diego, CA 92121
Tel: 1.858.202.1401
Fax: 1.858.481.8694
Email: info@bpsbioscience.com

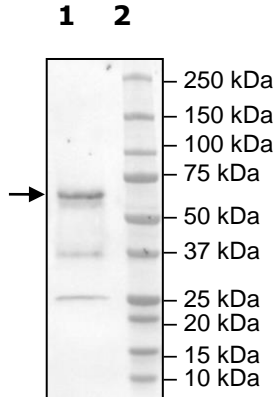
Western Blot

4-20% SDS-PAGE
Anti-GST

Lane 1:
Mouse DRAK2

Lane 2:
Protein Marker

MW: 68 kDa



OUR PRODUCTS ARE FOR RESEARCH USE ONLY. NOT FOR DIAGNOSTIC OR THERAPEUTIC USE.
To place your order, please contact us by Phone **1.858.202.1401** Fax **1.858.481.8694**
Or you can Email us at: info@bpsbioscience.com
Please visit our website at: www.bpsbioscience.com