



SZABO SCANDIC

Part of Europa Biosite

Produktinformation



Forschungsprodukte & Biochemikalien



Zellkultur & Verbrauchsmaterial



Diagnostik & molekulare Diagnostik



Laborgeräte & Service

Weitere Information auf den folgenden Seiten!
See the following pages for more information!



Lieferung & Zahlungsart

siehe unsere [Liefer- und Versandbedingungen](#)

Zuschläge

- Mindermengenzuschlag
- Trockeneiszuschlag
- Gefahrgutzuschlag
- Expressversand

SZABO-SCANDIC HandelsgmbH

Quellenstraße 110, A-1100 Wien

T. +43(0)1 489 3961-0

F. +43(0)1 489 3961-7

mail@szabo-scandic.com

www.szabo-scandic.com

[linkedin.com/company/szaboscandic](https://www.linkedin.com/company/szaboscandic) 

Data Sheet

B7-1(CD80) (Mouse), Fc fusion, Avi-Tag, Biotin-labeled

Mouse, Recombinant,
 C-terminal Fc-Avi-tag, Biotin labeled

Catalog #: 100478

Lot #: 190815

Conc.: 1.01 mg/ml

Formulated in: 8 mM Phosphate, pH 7.4,
 110 mM NaCl, 2.2 mM KCl, and 20%
 glycerol

Stability: At least 6 months at -80°C . *Avoid
 freeze/thaw cycles.*

References:

1. Pentcheva-Hoang, T., *et al. Immunity.*
 2004 Sep; **21(3)**: 401-413.
2. Hirano, F., *et al., Cancer Research.*
 2005 Feb; **65(3)**: 1089-1096.

Description: Mouse secreted B7-1, also known as CD80, GenBank Accession No. NM_009855, a.a 38-246, fused at the C-terminus of the Fc portion of human IgG1, with C-terminal Avi-tag, expressed in a HEK293 cell expression system and enzymatically biotinylated using Avi-tag™ technology. MW=52 kDa. Biotinylation is confirmed to be $\geq 90\%$.

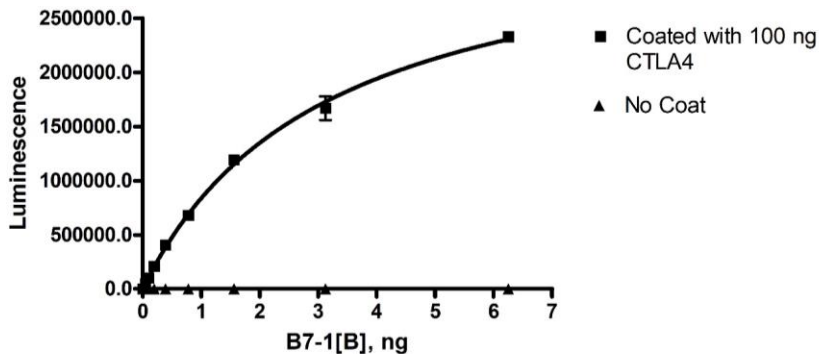
Assay Conditions: Reaction done similar to CTLA4:B7-1[biotin] assay kit (Catalog # 72009) protocol. Buffer is PBS + 0.1% BSA. Blocking buffer is Superblock + 0.05% Tween-20.

Coat protein (mouse CTLA4) was added overnight at 4 deg 100 ng/well. Various amounts of biotinylated ligand (mouse B7-1[B]) (0-50 ng) added for 2h at RT. Strep-HRP added for 1h at RT.

Applications: Useful for the study of protein-protein interaction and in vitro and in vivo protein function studies.

Quality Assurance

Mouse CTLA4: B7-1 [Biotin] Interaction

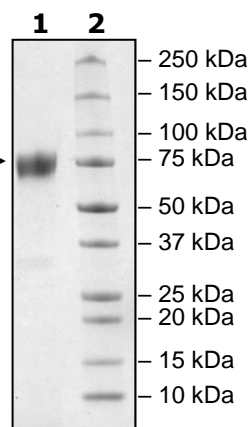


**4-20% SDS-PAGE
 Coomassie staining**

Lane 1: 4µg B7-1
Lane 2: Protein Marker

MW: 52
 kDa+glycans

Purity: $\geq 90\%$



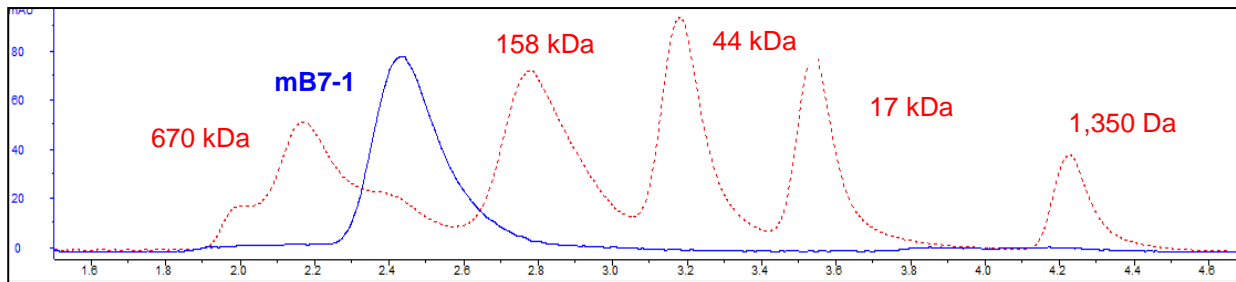
OUR PRODUCTS ARE FOR RESEARCH USE ONLY. NOT FOR DIAGNOSTIC OR THERAPEUTIC USE.

To place your order, please contact us by Phone **1.858.202.1401** Fax **1.858.481.8694**
 Or you can Email us at: info@bpsbioscience.com
 Please visit our website at: www.bpsbioscience.com



6042 Cornerstone Court W, Ste B
San Diego, CA 92121
Tel: 1.858.202.1401
Fax: 1.858.481.8694
Email: info@bpsbioscience.com

Gel Filtration Curve:



<10% Aggregation

OUR PRODUCTS ARE FOR RESEARCH USE ONLY. NOT FOR DIAGNOSTIC OR THERAPEUTIC USE.

To place your order, please contact us by Phone **1.858.202.1401** Fax **1.858.481.8694**
Or you can Email us at: info@bpsbioscience.com
Please visit our website at: www.bpsbioscience.com