



SZABO SCANDIC

Part of Europa Biosite

Produktinformation



Forschungsprodukte & Biochemikalien



Zellkultur & Verbrauchsmaterial



Diagnostik & molekulare Diagnostik



Laborgeräte & Service

Weitere Information auf den folgenden Seiten!
See the following pages for more information!



Lieferung & Zahlungsart

siehe unsere [Liefer- und Versandbedingungen](#)

Zuschläge

- Mindermengenzuschlag
- Trockeneiszuschlag
- Gefahrgutzuschlag
- Expressversand

SZABO-SCANDIC HandelsgmbH

Quellenstraße 110, A-1100 Wien

T. +43(0)1 489 3961-0

F. +43(0)1 489 3961-7

mail@szabo-scandic.com

www.szabo-scandic.com

[linkedin.com/company/szaboscandic](https://www.linkedin.com/company/szaboscandic) 



6042 Cornerstone Court West, Suite B
San Diego, CA 92121
Tel: 1.858.202.1401
Fax: 1.858.481.8694
Email: info@bpsbioscience.com

Data Sheet

Anti-Spike S1 Antibody (SARS-CoV-2)

SARS-CoV-2, Recombinant, Monoclonal
Catalog #: 100715
Lot #: 200415 **Conc:** 0.10 mg/ml

Host Species | Isotype:

Human | Human IgG1

Formulated in: PBS and 0.02% sodium azide

Stability: At least 6 months at -80°C. Avoid freeze/thaw cycles.

References:

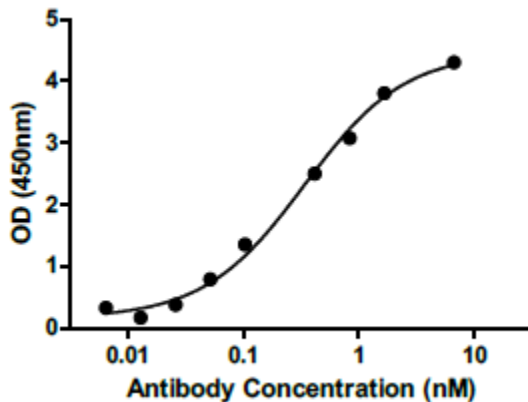
1. Zhou P., *et al.*, *Nature*. 2020; **579**: 270-289.
2. Xiao X., *et al.*, *Cell Mol Life Sci*. 2004; **61(19-20)**: 2428-2430.

Description: Recombinant human monoclonal antibody recognizing the SARS-CoV-2 Spike RBD glycoprotein. This antibody cross-reacts with the Spike protein from the SARS-CoV virus.

Purification: Purified using protein A resin.

Applications: Useful in ELISA (0.1 ug/ml) and FACS (1 ug/ml) assays for detecting Spike RBD.

Quality Assurance



Binding of Anti-Spike Antibody (SARS-CoV-2) to Spike S1 RBD, His-tag (SARS-CoV-2) (BPS Bioscience #100687)

OUR PRODUCTS ARE FOR RESEARCH USE ONLY. NOT FOR DIAGNOSTIC OR THERAPEUTIC USE.

To place your order, please contact us by Phone **1.858.202.1401** Fax **1.858.481.8694**
Or you can Email us at: info@bpsbioscience.com
Please visit our website at: www.bpsbioscience.com

FACS Assay

Figure A

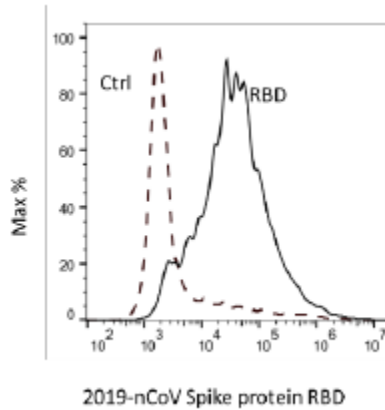
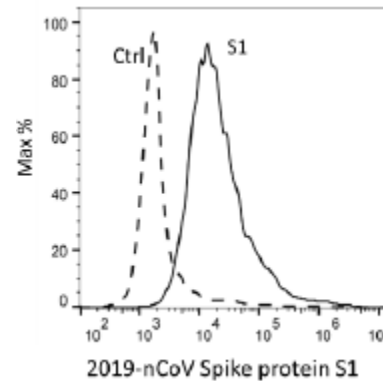


Figure B



FACS assay showed Spike S1 RBD, Fc fusion (BPS Bioscience #100699) and Spike S1 RBD, His-tag (SARS-CoV-2) (BPS Bioscience #100687) can bind to ACE2 overexpressing Cells (Figure A and B, respectively). ACE2 overexpressing cells were stained with Spike S1 RBD, Fc fusion or Spike S1 RBD, followed by Anti-Spike Antibody (SARS-CoV-2) and fluorescence-conjugated secondary antibody.

OUR PRODUCTS ARE FOR RESEARCH USE ONLY. NOT FOR DIAGNOSTIC OR THERAPEUTIC USE.

To place your order, please contact us by Phone **1.858.202.1401** Fax **1.858.481.8694**
Or you can Email us at: info@bpsbioscience.com
Please visit our website at: www.bpsbioscience.com