



SZABO SCANDIC

Part of Europa Biosite

Produktinformation



Forschungsprodukte & Biochemikalien



Zellkultur & Verbrauchsmaterial



Diagnostik & molekulare Diagnostik



Laborgeräte & Service

Weitere Information auf den folgenden Seiten!
See the following pages for more information!



Lieferung & Zahlungsart

siehe unsere [Liefer- und Versandbedingungen](#)

Zuschläge

- Mindermengenzuschlag
- Trockeneiszuschlag
- Gefahrgutzuschlag
- Expressversand

SZABO-SCANDIC HandelsgmbH

Quellenstraße 110, A-1100 Wien

T. +43(0)1 489 3961-0

F. +43(0)1 489 3961-7

mail@szabo-scandic.com

www.szabo-scandic.com

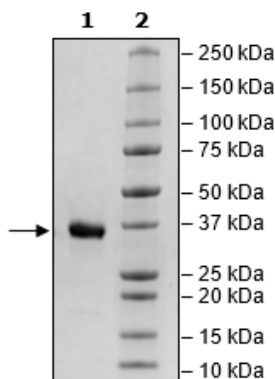
[linkedin.com/company/szaboscandic](https://www.linkedin.com/company/szaboscandic) 

Product Information

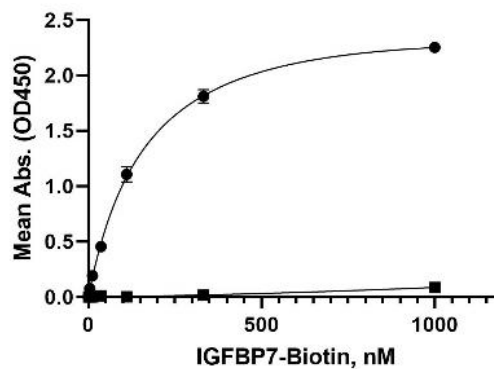
Construct:	IGFBP7 (27-282(end)-Avi-His)-(Biotin)
Label:	This protein is enzymatically biotinylated using Avi-Tag™ technology. Biotinylation is confirmed to be ≥90%.
Concentration:	2.28 mg/ml
Species:	Human
Formulated In:	8 mM phosphate, pH 7.4, 110 mM NaCl, 2.2 mM KCl, and 20% glycerol
Expression System:	HEK293
Format:	Aqueous buffer solution
Stability:	At least 6 months at -80°C. Avoid freeze/thaw cycles.
Storage:	-80°C
Genbank Accession:	NM_001553.3
MW:	30 kDa + glycans
Glycosylation:	This protein runs at a higher MW by SDS-PAGE due to glycosylation.
Purity:	≥90%
Assay Condition:	CD93 protein (BPS Bioscience #101543) was coated onto a 96-well plate overnight at 4°C (50 µl/well at a concentration of 4 µg/ml in PBS). The plate was washed 3 times with Immuno Buffer 1 (BPS Bioscience #79311) and blocked using 100 µl of Blocking Buffer 2 (BPS Bioscience #79728) for 1 hour at room temperature. After removing the blocking buffer, 50 µl/well of purified biotinylated IGFBP7 protein (BPS Bioscience #101546), serially diluted in Blocking Buffer 2, was added for 30 minutes at room temperature. After 3 more washes, the plate was incubated with Streptavidin-HRP, washed, and incubated with the Colorimetric HRP substrate. The reaction was stopped, and absorbance was read at 450 nm. The Blank value was subtracted from all values.
Applications:	Useful for the study of enzyme kinetics, screening inhibitors, and selectivity profiling.

Quality Control Data

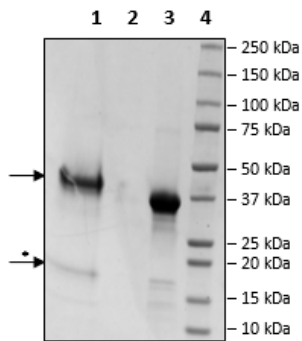
4-20% SDS-PAGE Coomassie Staining



CD93:IGFBP7-Biotin Activity



Biotin-Avidin Pulldown



1. Beads
2. Flow thru
3. Control
4. Standards

* Avidin from beads.