



SZABO SCANDIC

Part of Europa Biosite

Produktinformation



Forschungsprodukte & Biochemikalien



Zellkultur & Verbrauchsmaterial



Diagnostik & molekulare Diagnostik



Laborgeräte & Service

Weitere Information auf den folgenden Seiten!
See the following pages for more information!



Lieferung & Zahlungsart

siehe unsere [Liefer- und Versandbedingungen](#)

Zuschläge

- Mindermengenzuschlag
- Trockeneiszuschlag
- Gefahrgutzuschlag
- Expressversand

SZABO-SCANDIC HandelsgmbH

Quellenstraße 110, A-1100 Wien

T. +43(0)1 489 3961-0

F. +43(0)1 489 3961-7

mail@szabo-scandic.com

www.szabo-scandic.com

[linkedin.com/company/szaboscandic](https://www.linkedin.com/company/szaboscandic) 

Data Sheet

Nucleosome (Biotinylated)

Human, recombinant

Catalog #: 52048

Lot#: 140718 **Conc.:** 1.01 mg/ml (by Bradford)

Formulated in: 20 mM Tris-HCl, pH 7.5, 1 mM EDTA, 1 mM DTT, and 20% glycerol.

Stability: At least 6 months at -80°C . *Avoid freeze/thaw cycles. Storing diluted protein is not recommended, if necessary, use carrier protein (BSA 0.1 – 0.5%).*

References:

1. Meagher, R.B., Mussar, K.J., *Epigenetics Chromatin* 2012 Jul 20;**5(1)**:11.
2. Huang, H., *et al.*, *Biosystems* 2012 Aug;**109(2)**:214-9.

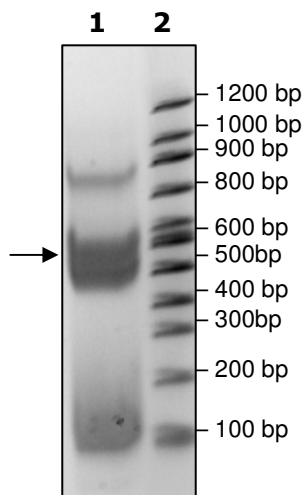
Description: Human recombinant nucleosomes consisting of 147 bp DNA (PCR) and 2 molecules each of histones H2A (a.a. 2-130(end)), H2B (a.a. 2-126(end)), H3 (a.a. 2-137(end)), and H4 (a.a. 2-103(end)), expressed in an *E. coli* expression system. GenBank Accession Nos. are NM_033445, NM_003528, NM_003532, and NM_003548, respectively. Each histone protein has an N-terminal His-tag each H2B has a C-terminal Cys added as a biotinylation site. Total histone MW (before biotinylation) = 113.8 kDa.

Application: Substrate for histone methyltransferase assays. Ideal for screening small molecular inhibitors of histone methyltransferases for drug discovery and HTS applications.

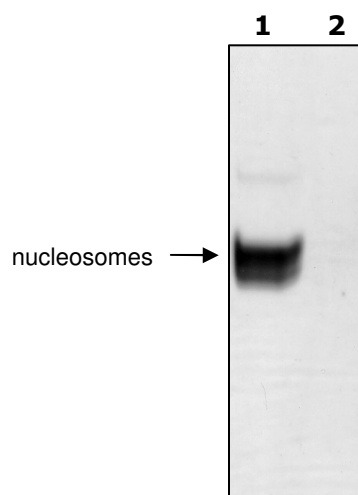
Quality Assurance

4-20% Native gel

Ethidium Bromide staining



Coomassie staining



OUR PRODUCTS ARE FOR RESEARCH USE ONLY. NOT FOR DIAGNOSTIC OR THERAPEUTIC USE.

To place your order, please contact us by Phone **1.858.829.3082** Fax **1.858.481.8694**

Or you can Email us at: info@bpsbioscience.com

Please visit our website at: www.bpsbioscience.com

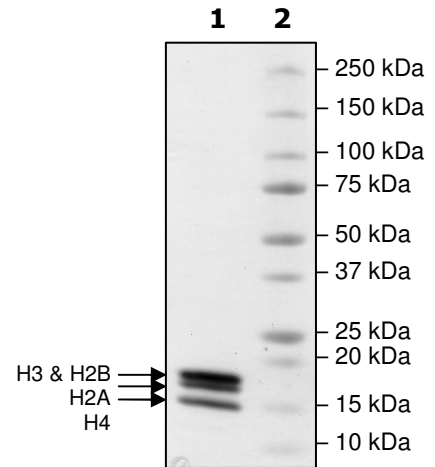
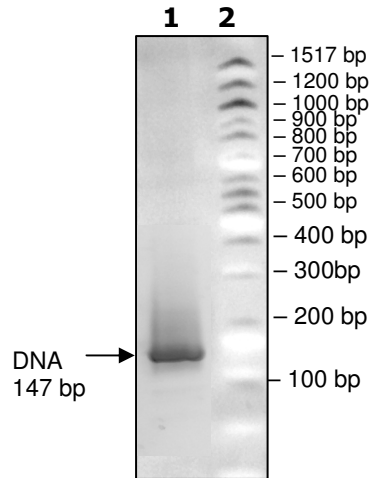
4-20% SDS-PAGE gel

Ethidium Bromide staining

Coomassie staining

Lane 1:
 1 µg each Histone
Lane 2:
 DNA Marker, NEB
 100bp ladder
 (Ethidium Bromide) /
 BioRad Protein Marker
 (# 061-0373)
 (Coomassie)

Purity: ≥90 %



OUR PRODUCTS ARE FOR RESEARCH USE ONLY. NOT FOR DIAGNOSTIC OR THERAPEUTIC USE.

To place your order, please contact us by Phone **1.858.829.3082** Fax **1.858.481.8694**
 Or you can Email us at: info@bpsbioscience.com
 Please visit our website at: www.bpsbioscience.com