



SZABO SCANDIC

Part of Europa Biosite

Produktinformation



Forschungsprodukte & Biochemikalien



Zellkultur & Verbrauchsmaterial



Diagnostik & molekulare Diagnostik



Laborgeräte & Service

Weitere Information auf den folgenden Seiten!
See the following pages for more information!



Lieferung & Zahlungsart

siehe unsere [Liefer- und Versandbedingungen](#)

Zuschläge

- Mindermengenzuschlag
- Trockeneiszuschlag
- Gefahrgutzuschlag
- Expressversand

SZABO-SCANDIC HandelsgmbH

Quellenstraße 110, A-1100 Wien

T. +43(0)1 489 3961-0

F. +43(0)1 489 3961-7

mail@szabo-scandic.com

www.szabo-scandic.com

[linkedin.com/company/szaboscandic](https://www.linkedin.com/company/szaboscandic) 

Data Sheet

PD-L1 (Monkey), Fc fusion (Human IgG1), Biotin-labeled

Macaca fascicularis, Recombinant, Fc fusion protein, C-terminal Avitag™

Catalog #: 71154

Lot #: 150529

Conc.: 1.37 mg/ml

Formulated in: 8 mM phosphate, pH 7.4, 110 mM NaCl, 2.2 mM KCl, and 20% glycerol.

Stability: At least 6 months at -80°C. Avoid freeze/thaw cycles. Protein may be diluted to ≥ 100 µg/ml in PBS + glycerol and stored at -80°C.

References:

1. Freeman, G.J., *et al.*, *J. Exp. Med.* 2000; **192(7)**:1027-34.
2. Dong, H., *et al.*, *Nat. Med.* 1999; **5(12)**:1365-9.

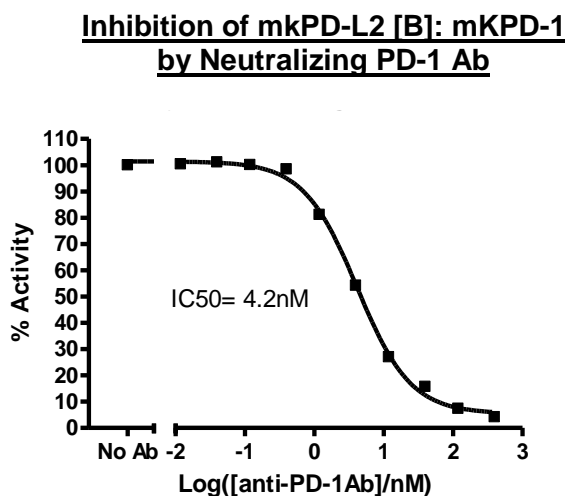
Description:

Monkey secreted Programmed Cell Death 1 Ligand 1 (PD-L1)-Fc fusion protein, also known as CD274 and B7 homolog 1 (B7-H1), GenBank Accession No. XP_005581836.1, a.a. 25-167, fused at the C-terminus to the Fc portion of human IgG1 with an Avitag™. This expressed in a HEK293 cell expression system and is enzymatically biotin-labeled using Avitag™ technology. MW = 54 kDa. Note: this protein runs at an apparent higher molecular weight due to glycosylation.

Application:

Useful for the study of protein-protein interaction and *in vitro* and *in vivo* protein function studies.


Quality Assurance



4-20% SDS-PAGE Coomassie staining

Lane 1: 2µgPD-L1
Lane 2: Protein Marker

MW: 54 kDa + glycans
Purity: ≥80%



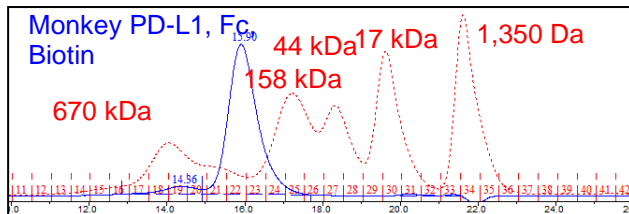
OUR PRODUCTS ARE FOR RESEARCH USE ONLY. NOT FOR DIAGNOSTIC OR THERAPEUTIC USE.

To place your order, please contact us by Phone **1.858.829.3082** Fax **1.858.481.8694**
 Or you can Email us at: info@bpsbioscience.com
 Please visit our website at: www.bpsbioscience.com



6042 Cornerstone Court W, Ste B
San Diego, CA 92121
Tel: 1.858.829.3082
Fax: 1.858.481.8694
Email: info@bpsbioscience.com

Gel Filtration Curve



<10 % Aggregation

OUR PRODUCTS ARE FOR RESEARCH USE ONLY. NOT FOR DIAGNOSTIC OR THERAPEUTIC USE.

To place your order, please contact us by Phone **1.858.829.3082** Fax **1.858.481.8694**
Or you can Email us at: info@bpsbioscience.com
Please visit our website at: www.bpsbioscience.com