



SZABO SCANDIC

Part of Europa Biosite

Produktinformation



Forschungsprodukte & Biochemikalien



Zellkultur & Verbrauchsmaterial



Diagnostik & molekulare Diagnostik



Laborgeräte & Service

Weitere Information auf den folgenden Seiten!
See the following pages for more information!



Lieferung & Zahlungsart

siehe unsere [Liefer- und Versandbedingungen](#)

Zuschläge

- Mindermengenzuschlag
- Trockeneiszuschlag
- Gefahrgutzuschlag
- Expressversand

SZABO-SCANDIC HandelsgmbH

Quellenstraße 110, A-1100 Wien

T. +43(0)1 489 3961-0

F. +43(0)1 489 3961-7

mail@szabo-scandic.com

www.szabo-scandic.com

[linkedin.com/company/szaboscandic](https://www.linkedin.com/company/szaboscandic) 

Data Sheet

Human CD155, His-tag

Human, recombinant, C-terminal, His-tag

Catalog #: 71181-2

Lot #: 160415 **Conc.:** 1.95 mg/ml

Formulated in: 40 mM Tris-HCl, pH 8.0, 110 mM NaCl, 2.2 mM KCl, and 20% glycerol.

Stability: At least 6 months at -80°C . Avoid freeze/thaw cycles. Protein may be diluted to $\geq 100 \mu\text{g/ml}$ in PBS + glycerol and stored at -80°C .

Endotoxin: $<1 \text{ EU}/\mu\text{g}$

References:

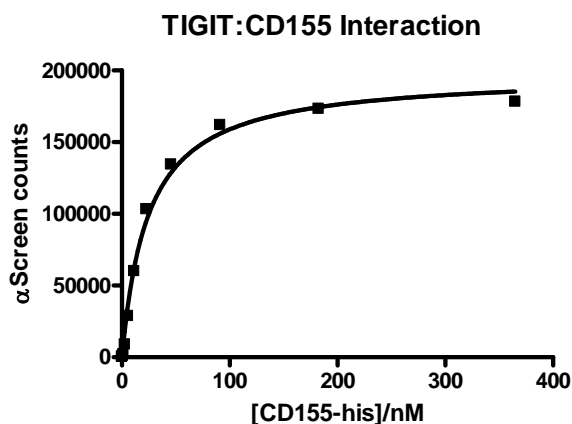
1. Bottino, C. *et al.*, *J. Exp. Med.* 2003; **198(4)**: 557-567.
2. Pende, D. *et al.*, *Blood.* 2005; **105(5)**: 2066-2073.

Description: Human CD155, also known as Poliovirus receptor and Nectin-like protein 5, GenBank Accession No. NM_006505, a.a. 27-343 with a C-terminal His-tag, expressed in a HEK293 cell expression system. MW = 35 kDa. This protein runs at a higher MW by SDS-PAGE due to glycosylation.

Assay Description: CD155, His-tag binding to TIGIT was confirmed according to the protocol for BPS Cat. 72029. Briefly, 4 ng of TIGIT-biotin was mixed with varying amounts of CD155, His-tag in TIGIT assay buffer at a final volume of 10 μl and allowed to incubate for 1 hr at room temp. Nickle acceptor beads were added for 30 min, followed by Strep-conjugated acceptor beads for 30 min and reading alpha-counts.

Application: Useful for studying protein binding and for screening small molecules and antibodies.

Quality Assurance



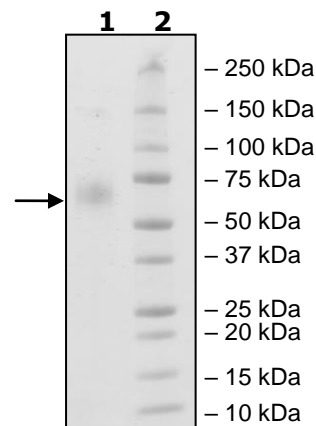
4-20% SDS-PAGE
Coomassie staining

Lane 1:
3 μg CD155

Lane 2:
Protein Marker

MW: 35 kDa + glycans

Purity: $\geq 90\%$



OUR PRODUCTS ARE FOR RESEARCH USE ONLY. NOT FOR DIAGNOSTIC OR THERAPEUTIC USE.

To place your order, please contact us by Phone **1.858.829.3082** Fax **1.858.481.8694**

Or you can Email us at: info@bpsbioscience.com

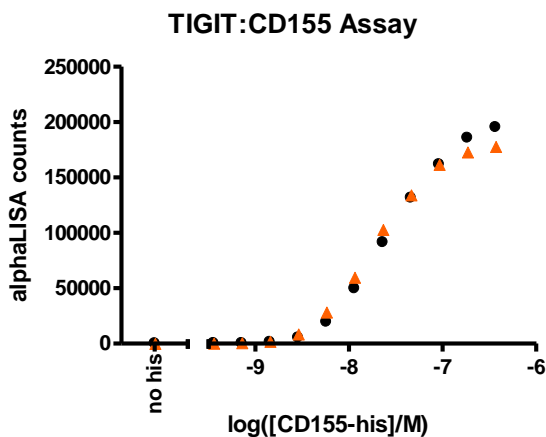
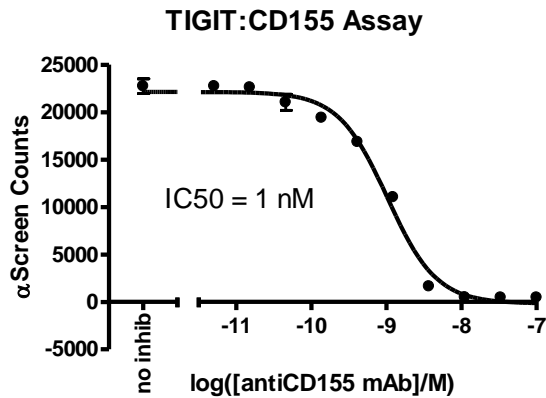
Please visit our website at: www.bpsbioscience.com

Sequence

GDVVVQAPTQVPGFLGDSVTLPCYLQVPNMEVTHVSQLTWARHGESGSMVAFHQIQ
 GPSYSESKRLEFVAARLGAELRNASLRMFGLRVEDEGNYTCLFVTFPQGSRSVDIWL
 RVLAKPQNATAEVQKVQLTGEPVPMARCVSTGGRPPAQITWHSIDLGGMPNTSQVPGF
 LSGTVTVTSLWILVPSSQVDGKNVTCKVEHESFEKPQLLTVNLTVYYPPEVSISGYDN
 NWYLGQNEATLTCDARSNPEPTGYNWSTTMGPLPPFAVAQGAQLLIRPVDPKINTLLI
 CNVTNALGARQAELTVQVKEGPPSEHSGMSRNHHHHHH

Black: CD155 (a.a. 27-343)

Purple: 6x His



OUR PRODUCTS ARE FOR RESEARCH USE ONLY. NOT FOR DIAGNOSTIC OR THERAPEUTIC USE.

To place your order, please contact us by Phone **1.858.829.3082** Fax **1.858.481.8694**
 Or you can Email us at: info@bpsbioscience.com
 Please visit our website at: www.bpsbioscience.com