



SZABO SCANDIC

Part of Europa Biosite

Produktinformation



Forschungsprodukte & Biochemikalien



Zellkultur & Verbrauchsmaterial



Diagnostik & molekulare Diagnostik



Laborgeräte & Service

Weitere Information auf den folgenden Seiten!
See the following pages for more information!



Lieferung & Zahlungsart

siehe unsere [Liefer- und Versandbedingungen](#)

Zuschläge

- Mindermengenzuschlag
- Trockeneiszuschlag
- Gefahrgutzuschlag
- Expressversand

SZABO-SCANDIC HandelsgmbH

Quellenstraße 110, A-1100 Wien

T. +43(0)1 489 3961-0

F. +43(0)1 489 3961-7

mail@szabo-scandic.com

www.szabo-scandic.com

[linkedin.com/company/szaboscandic](https://www.linkedin.com/company/szaboscandic) 

Data Sheet

CD40, Fc Fusion (IgG1) Avi-Tag, Biotin Labeled

Human, Recombinant, Fc-Avi-Tag,
 Biotin Labeled
Catalog #: 79102
Lot #: 170720 **Conc.:** 1.61 mg/ml

Formulated in: 8 mM Phosphate, pH 7.4,
 110 mM NaCl, 2.2 mM KCl, and 20%
 glycerol.

Stability: At least 6 months at -80°C . Avoid
 freeze/thaw cycles. Protein may be diluted to
 $\geq 100 \mu\text{g/ml}$ in PBS + glycerol and stored at
 -80°C .

Endotoxin Level: $<1 \text{ EU}/\mu\text{g}$

References:

1. Lutgens, E. *et al.*, *Nat. Med.* 1998; **5**:
 1313-1316.
2. Quezada, S.A., *et al.*, *Immunology.*
 2003; **22**: 307-328

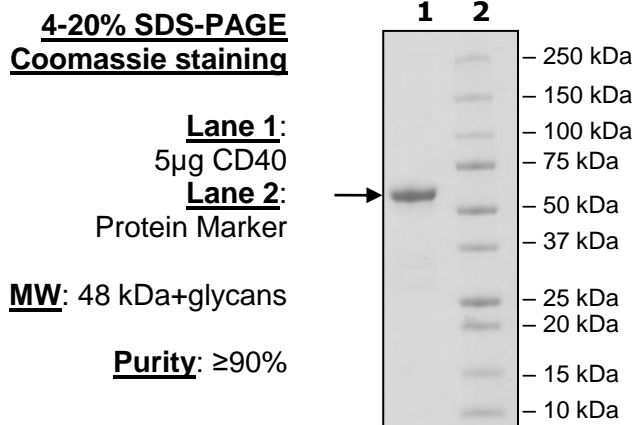
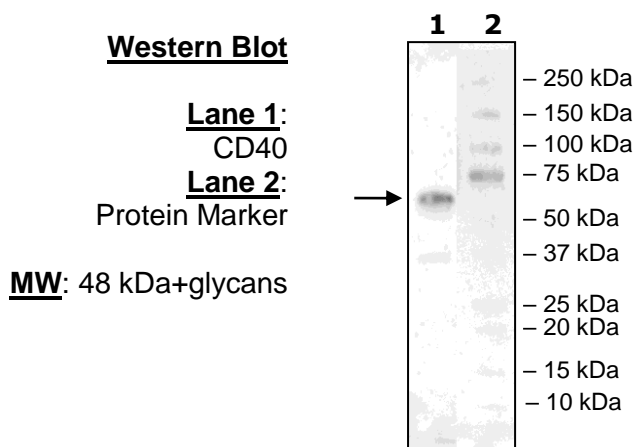
Description: Human CD40, also known as
 Tumor Necrosis Factor Receptor
 Superfamily Member 5, TNFRSF5, Bp50.
 GenBank Accession No. NM_001250, a.a.
 21-193, fused at the C-terminus with the Fc
 portion of Human IgG1, with C-terminal Avi-
 tag™, expressed in a HEK293 cell
 expression system. MW = 48 kDa. This
 protein runs at a higher molecular weight
 due to glycosylation.

Assay Conditions: Reaction done
 according to standard ELISA assay kit
 protocol (e.g., Catalog # 72005). Buffer is
 PBS + 0.1% BSA. Blocking buffer is
 Superblock + 0.05% Tween-20.

Plate was coated with 100 ng/well CD40L
 (#71191) at 4°C overnight. Various
 concentrations of biotinylated CD40 (0-1
 μM) added for 2h at RT. Strep-HRP added
 for 1h at RT.

Applications: Useful for Western blots,
 studying protein binding, and for screening
 small molecules and antibodies.

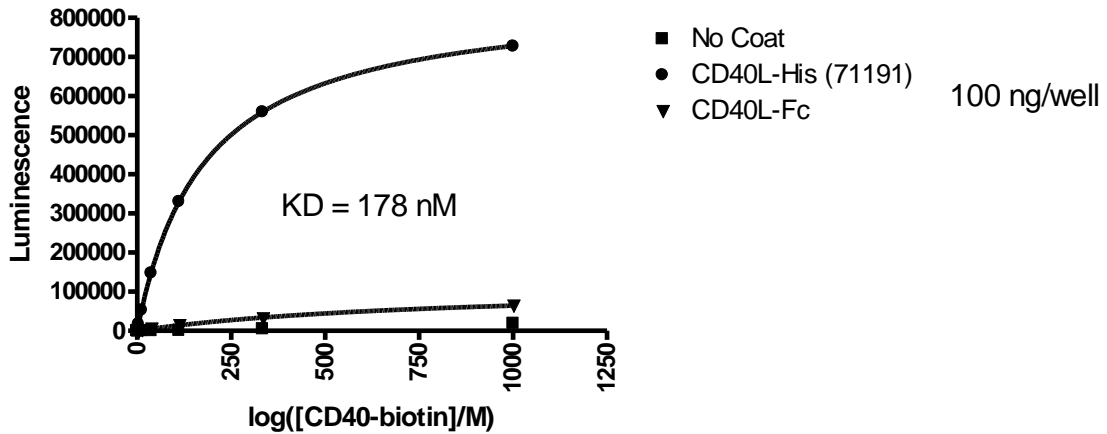
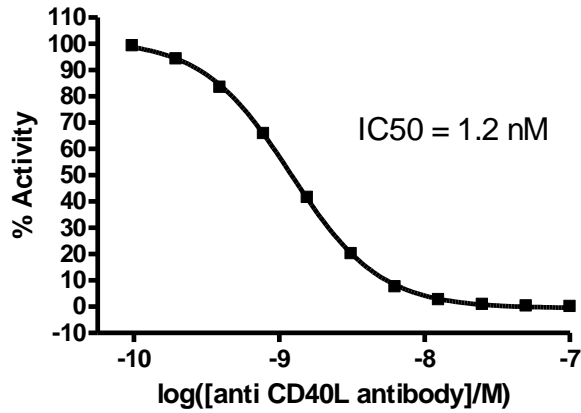
Quality Assurance



OUR PRODUCTS ARE FOR RESEARCH USE ONLY. NOT FOR DIAGNOSTIC OR THERAPEUTIC USE.

To place your order, please contact us by Phone **1.858.829.3082** Fax **1.858.481.8694**
 Or you can Email us at: info@bpsbioscience.com
 Please visit our website at: www.bpsbioscience.com

CD40: CD40L Interaction



OUR PRODUCTS ARE FOR RESEARCH USE ONLY. NOT FOR DIAGNOSTIC OR THERAPEUTIC USE.

To place your order, please contact us by Phone **1.858.829.3082** Fax **1.858.481.8694**
 Or you can Email us at: info@bpsbioscience.com
 Please visit our website at: www.bpsbioscience.com