



# SZABO SCANDIC

Part of Europa Biosite

## Produktinformation



Forschungsprodukte & Biochemikalien



Zellkultur & Verbrauchsmaterial



Diagnostik & molekulare Diagnostik



Laborgeräte & Service

Weitere Information auf den folgenden Seiten!  
See the following pages for more information!



### Lieferung & Zahlungsart

siehe unsere [Liefer- und Versandbedingungen](#)

### Zuschläge

- Mindermengenzuschlag
- Trockeneiszuschlag
- Gefahrgutzuschlag
- Expressversand

### SZABO-SCANDIC HandelsgmbH

Quellenstraße 110, A-1100 Wien

T. +43(0)1 489 3961-0

F. +43(0)1 489 3961-7

[mail@szabo-scandic.com](mailto:mail@szabo-scandic.com)

[www.szabo-scandic.com](http://www.szabo-scandic.com)

[linkedin.com/company/szaboscandic](https://www.linkedin.com/company/szaboscandic) 

## Data Sheet

### CD112R, Fc-Fusion, Avi-Tag, Biotin Labeled

Human, Recombinant, C-terminal Fc-Fusion-Avi-Tag, Biotin Labeled

**Catalog #:** 79270

**Lot #:** 170824

**Conc.:** 0.53 mg/ml

**Formulated in:** 8 mM Phosphate, pH 7.4, 110 mM NaCl, 2.2 mM KCl, and 20% glycerol.

**Stability:** At least 6 months at  $-80^{\circ}\text{C}$ . Avoid freeze/thaw cycles. Protein may be diluted to  $\geq 100 \mu\text{g/ml}$  in PBS + glycerol and stored at  $-80^{\circ}\text{C}$ .

**References:**

1. Bottino, C., *et al.*, *J. Exp. Med.* 2003; 198(4): 557-567.
2. Pende, D., *et al.*, *Blood.* 2005; 105(5): 2066-2073.

**Description:**

Human secreted CD112R, also known as Poliovirus Receptor-related Immunoglobulin Domain-containing Protein (PVRIG), GenBank Accession No. NM\_024070, a.a. 41-172, with C-terminal Fc-Fusion-Avi-tag, expressed in a HEK293 cell expression system and enzymatically biotin-labeled using AviTag™ technology. MW = 42 kDa.


**Applications:**

Useful as a positive control for western blotting.

### Quality Assurance

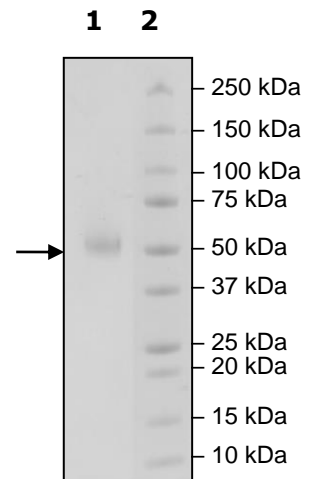
**Western Blot**

**Lane 1:**  
CD112R  
**Lane 2:**  
Protein Marker



**4-20% SDS-PAGE  
Coomassie staining**

**Lane 1:**  
10µg CD112R  
**Lane 2:**  
Protein Marker  
**MW:** 42 kDa  
**Purity:**  $\geq 90\%$



OUR PRODUCTS ARE FOR RESEARCH USE ONLY. NOT FOR DIAGNOSTIC OR THERAPEUTIC USE.

To place your order, please contact us by Phone **1.858.829.3082** Fax **1.858.481.8694**  
 Or you can Email us at: [info@bpsbioscience.com](mailto:info@bpsbioscience.com)  
 Please visit our website at: [www.bpsbioscience.com](http://www.bpsbioscience.com)



6042 Cornerstone Court W, Ste B  
San Diego, CA 92121  
**Tel:** 1.858.829.3082  
**Fax:** 1.858.481.8694  
**Email:** info@bpsbioscience.com

### Sequence

TPEVWVQVRMEATELSSFTIRCGFLGSGSISLVTVSWGGPNGAGGTTLAVLHPER  
GIRQWAPARQARWETQSSISLILEGSGASSPCANTTFCKFASFPEGSWEACGSL  
PPSSDPGLSAPPTPAPILRADLIEGRMDPKSCDKTHTCPPCPAPELLGGPSVFLF  
PPKPKDTLMI SRTPEVTCVVVDVSHEDPEVKFNWYVDGVEVHNAKTKPREEQYNS  
TYRVVSVLTVLHQDWLNGKEYKCKVSNKALPAPIEKTISKAKGQPREPQVYTLPP  
SRDELTKNQVSLTCLVKGFYPSDIAVEWESNGQPENNYKTTTPVLDSDGSFFLYS  
KLTVDKSRWQQGNVFSCSVMHEALHNHYTQKSLSLSPGKGGGLNDIFEAQKIEWH  
E

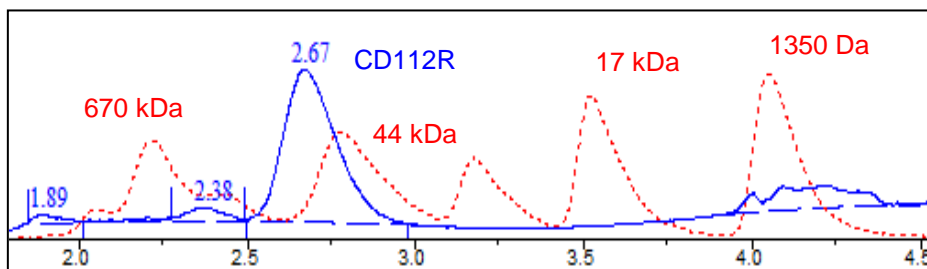
**Black:** CD112R (41-172)

**Blue:** Linker

**Green:** Fc

**Red:** Avi

### Gel Filtration Curve



<10% Aggregation

OUR PRODUCTS ARE FOR RESEARCH USE ONLY. NOT FOR DIAGNOSTIC OR THERAPEUTIC USE.

To place your order, please contact us by Phone **1.858.829.3082** Fax **1.858.481.8694**

Or you can Email us at: [info@bpsbioscience.com](mailto:info@bpsbioscience.com)

Please visit our website at: [www.bpsbioscience.com](http://www.bpsbioscience.com)