



# SZABO SCANDIC

Part of Europa Biosite

## Produktinformation



Forschungsprodukte & Biochemikalien



Zellkultur & Verbrauchsmaterial



Diagnostik & molekulare Diagnostik



Laborgeräte & Service

Weitere Information auf den folgenden Seiten!  
See the following pages for more information!



### Lieferung & Zahlungsart

siehe unsere [Liefer- und Versandbedingungen](#)

### Zuschläge

- Mindermengenzuschlag
- Trockeneiszuschlag
- Gefahrgutzuschlag
- Expressversand

### SZABO-SCANDIC HandelsgmbH

Quellenstraße 110, A-1100 Wien

T. +43(0)1 489 3961-0

F. +43(0)1 489 3961-7

[mail@szabo-scandic.com](mailto:mail@szabo-scandic.com)

[www.szabo-scandic.com](http://www.szabo-scandic.com)

[linkedin.com/company/szaboscandic](https://www.linkedin.com/company/szaboscandic) 

# PRODUCT INFORMATION



## Soluble Epoxide Hydrolase (human, recombinant)

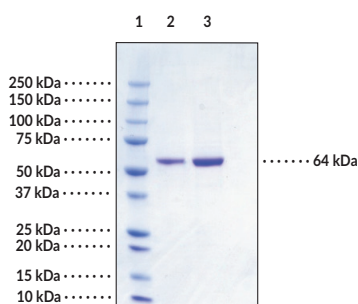
Item No. 10011669

### Overview and Properties

**Synonyms:** Cytosolic Epoxide Hydrolase (CEH), EPHX2, Epoxide Hydrolase 2, sEH  
**Source:** Active recombinant N-terminal hexahistidine-tagged protein expressed in Sf21 cells  
**Amino Acids:** 2-555 (full length)  
**Uniprot No.:** P34913  
**Molecular Weight:** 64 kDa  
**Storage:** -80°C (as supplied); avoid freeze/thaw cycles by aliquoting protein  
**Stability:** ≥2 years  
**Purity:** ≥95% estimated by SDS-PAGE  
**Supplied in:** TBS, pH 7.4, with 20% glycerol  
**Protein Concentration:** *batch specific* mg/ml  
**Activity:** *batch specific* U/ml  
**Specific Activity:** *batch specific* U/mg  
**Unit Definition:** One unit hydrolyzes 1 nmol/min of PHOME (Item No. 10009134) at 37°C. Detected by fluorescence of product; Ex. 330 nm, Em. 465 nm and measured against a standard curve of 6-methoxy-2-naphthaldehyde.

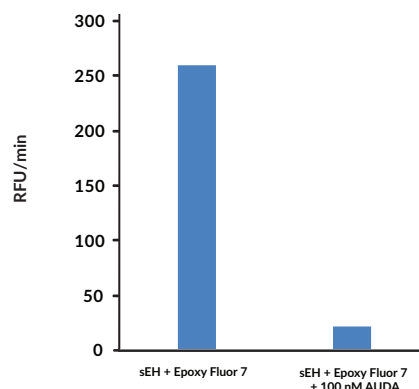
Information represents the product specifications. Batch specific analytical results are provided on each certificate of analysis.

### Images

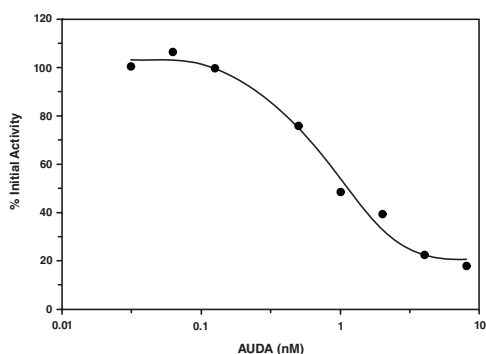


Lane 1: MW Markers  
Lane 2: Soluble Epoxide Hydrolase (2 µg)  
Lane 3: Soluble Epoxide Hydrolase (4 µg)

Representative gel image shown; actual purity may vary between each batch.



Inhibition of sEH by AUDA. Data generated using protocols from Soluble Epoxide Hydrolase Inhibitor Screening Assay Kit (Item No. 10011671).



**WARNING**  
THIS PRODUCT IS FOR RESEARCH ONLY - NOT FOR HUMAN OR VETERINARY DIAGNOSTIC OR THERAPEUTIC USE.

**SAFETY DATA**  
This material should be considered hazardous until further information becomes available. Do not ingest, inhale, get in eyes, on skin, or on clothing. Wash thoroughly after handling. Before use, the user must review the complete Safety Data Sheet, which has been sent via email to your institution.

**WARRANTY AND LIMITATION OF REMEDY**  
Buyer agrees to purchase the material subject to Cayman's Terms and Conditions. Complete Terms and Conditions including Warranty and Limitation of Liability information can be found on our website.

Copyright Cayman Chemical Company, 08/24/2021

**CAYMAN CHEMICAL**  
1180 EAST ELLSWORTH RD  
ANN ARBOR, MI 48108 · USA  
PHONE: [800] 364-9897  
[734] 971-3335  
FAX: [734] 971-3640  
CUSTSERV@CAYMANCHEM.COM  
WWW.CAYMANCHEM.COM

# PRODUCT INFORMATION



## Description

---

Mammalian soluble epoxide hydrolase (sEH) is a member of the  $\alpha/\beta$ -hydrolase fold family of enzymes that catalyzes the hydrolysis of exogenous and endogenous epoxides to vicinal diols. sEH is a homodimer consisting of two domains.<sup>1</sup> The C-terminal domain is responsible for the epoxide hydrolase activity while the N-terminal domain has a catalytic center with phosphatase activity. Endogenous substrates for sEH include epoxyeicosatrienoic acids (EETs) which are known for their vasodilatory effects as well as for their anti-inflammatory actions.<sup>2</sup> Inhibition of sEH in animal models was shown to reduce hypertension and vascular inflammation, as well as related syndromes, validating sEH as a highly promising target for drug discovery.<sup>3</sup>

## References

---

1. Chiamvimonvat, N., Ho, C.-M., Tsai, H.-J., *et al.* The soluble epoxide hydrolase as a pharmaceutical target for hypertension. *J. Cardiovasc. Pharmacol.* **50**(3), 225-237 (2007).
2. Yu, Z., Xu, F., Huse, L.M., *et al.* Soluble epoxide hydrolase regulates hydrolysis of vasoactive epoxyeicosatrienoic acids. *Circ. Res.* **87**, 992-998 (2000).
3. Imig, J.D., Zhao, X., Zaharis, C.Z., *et al.* An orally active epoxide hydrolase inhibitor lowers blood pressure and provides renal protection in salt-sensitive hypertension. *Hypertension* **46**(2), 975-981 (2005).

CAYMAN CHEMICAL  
1180 EAST ELLSWORTH RD  
ANN ARBOR, MI 48108 · USA  
PHONE: [800] 364-9897  
[734] 971-3335  
FAX: [734] 971-3640  
CUSTSERV@CAYMANCHEM.COM  
WWW.CAYMANCHEM.COM