



SZABO SCANDIC

Part of Europa Biosite

Produktinformation



Forschungsprodukte & Biochemikalien



Zellkultur & Verbrauchsmaterial



Diagnostik & molekulare Diagnostik



Laborgeräte & Service

Weitere Information auf den folgenden Seiten!
See the following pages for more information!



Lieferung & Zahlungsart

siehe unsere [Liefer- und Versandbedingungen](#)

Zuschläge

- Mindermengenzuschlag
- Trockeneiszuschlag
- Gefahrgutzuschlag
- Expressversand

SZABO-SCANDIC HandelsgmbH

Quellenstraße 110, A-1100 Wien

T. +43(0)1 489 3961-0

F. +43(0)1 489 3961-7

mail@szabo-scandic.com

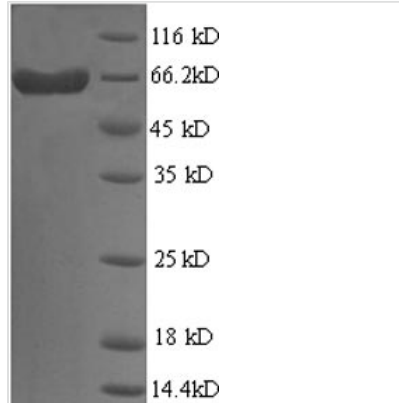
www.szabo-scandic.com

[linkedin.com/company/szaboscandic](https://www.linkedin.com/company/szaboscandic) 

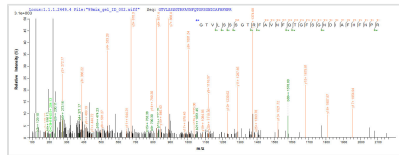


Recombinant Human Galectin-9(LGALS9)

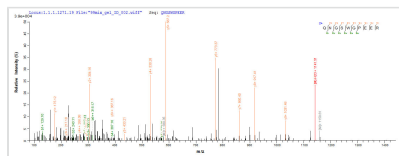
Product Code	CSB-EP012895HU
Relevance	Binds galactosides. Has high affinity for the Forssman pentasaccharide. May play a role in thymocyte-epithelial interactions relevant to the biology of the thymus. Inhibits cell proliferation. It is a ligand for HAVCR2/TIM3. Induces T-helper type 1 lymphocyte (Th1) death. Isoform Short acts as an eosinophil chaoattractant.
Storage	The shelf life is related to many factors, storage state, buffer ingredients, storage temperature and the stability of the protein itself. Generally, the shelf life of liquid form is 6 months at -20°C/-80°C. The shelf life of lyophilized form is 12 months at -20°C/-80°C.
Uniprot No.	O00182
Alias	Ecalectin;Tumor antigen HOM-HD-21
Product Type	Recombinant Protein
Immunogen Species	Homo sapiens (Human)
Purity	Greater than 90% as determined by SDS-PAGE.
Sequence	MAFSGSQAPYLSPAVPFSGTIQGGLQDGLQITVNGTVLSSSGTRFAVNFQTGF SGNDIAFHFNPRFEDGGYVVCNTRQNGSWGPEERKTHMPFQKGMPLDLCFL VQSSDFKVMVNGILFVQYFHRVFPFHRVDTISVNGSVQLSYISFQPPGVWPANP APITQTVIHTVQSAPGQMFSTPAIPPMYPHPAYPMPFITLGGLYPSKSILLS GTVLPSAQRFHINLCSGNHIAFHNLNPRFDENAVVRNTQIDNSWGSEERSLPRK MPFVRGQSFSVWILCEAHCLKVAVDGQHLFEYYHRLRNLPTINRLEVGGDIQL THVQT
Lead Time	3-7 business days
Research Area	Neuroscience
Source	E.coli
Gene Names	LGALS9
Expression Region	1-323aa
Notes	Repeated freezing and thawing is not recommended. Store working aliquots at 4°C for up to one week.
Tag Info	N-terminal 6xHis-GST-tagged
Mol. Weight	65.9kDa
Protein Description	Full length of Isoform 2
Image	



(Tris-Glycine gel) Discontinuous SDS-PAGE (reduced) with 5% enrichment gel and 15% separation gel.



Based on the SEQUEST from database of E.coli host and target protein, the LC-MS/MS Analysis result of CSB-EP012895HU could indicate that this peptide derived from E.coli-expressed Homo sapiens (Human) LGALS9.



Based on the SEQUEST from database of E.coli host and target protein, the LC-MS/MS Analysis result of CSB-EP012895HU could indicate that this peptide derived from E.coli-expressed Homo sapiens (Human) LGALS9.

Reconstitution

We recommend that this vial be briefly centrifuged prior to opening to bring the contents to the bottom. Please reconstitute protein in deionized sterile water to a concentration of 0.1-1.0 mg/mL. We recommend to add 5-50% of glycerol (final concentration) and aliquot for long-term storage at -20°C/-80°C. Our default final concentration of glycerol is 50%. Customers could use it as reference.