



# SZABO SCANDIC

Part of Europa Biosite

## Produktinformation



Forschungsprodukte & Biochemikalien



Zellkultur & Verbrauchsmaterial



Diagnostik & molekulare Diagnostik



Laborgeräte & Service

Weitere Information auf den folgenden Seiten!  
See the following pages for more information!



### Lieferung & Zahlungsart

siehe unsere [Liefer- und Versandbedingungen](#)

### Zuschläge

- Mindermengenzuschlag
- Trockeneiszuschlag
- Gefahrgutzuschlag
- Expressversand

### SZABO-SCANDIC HandelsgmbH

Quellenstraße 110, A-1100 Wien

T. +43(0)1 489 3961-0

F. +43(0)1 489 3961-7

[mail@szabo-scandic.com](mailto:mail@szabo-scandic.com)

[www.szabo-scandic.com](http://www.szabo-scandic.com)

[linkedin.com/company/szaboscandic](https://www.linkedin.com/company/szaboscandic) 

# ARHGAP30 Polyclonal Antibody

Catalog Number: E-AB-91936



**Note:** Centrifuge before opening to ensure complete recovery of vial contents.

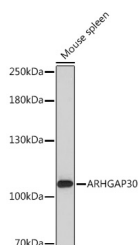
## Description

<b>Reactivity</b>	Human, Mouse
<b>Immunogen</b>	Recombinant fusion protein of human ARHGAP30
<b>Host</b>	Rabbit
<b>Isotype</b>	IgG
<b>Purification</b>	Affinity purification
<b>Conjugation</b>	Unconjugated
<b>Formulation</b>	PBS with 0.01% thiomersal, 50% glycerol, pH 7.3.

## Applications Recommended Dilution

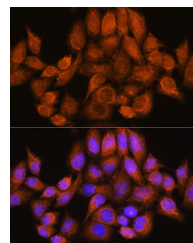
<b>WB</b>	1:500-1:2000
<b>IF</b>	1:50-1:200

## Data

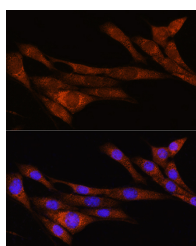


Western blot analysis of extracts of Mouse spleen using ARHGAP30 Polyclonal Antibody at 1:1000 dilution.

**Observed Mw: 119kDa**



Immunofluorescence analysis of HeLa cells using ARHGAP30 Polyclonal Antibody at dilution of 1:100. Blue: DAPI for nuclear staining.



Immunofluorescence analysis of NIH/3T3 cells using ARHGAP30 Polyclonal Antibody at dilution of 1:100. Blue: DAPI for nuclear staining.

## Preparation & Storage

**Storage** Store at -20°C. Avoid freeze/thaw cycles.

## Background

GTPase-activating protein (GAP for RAC1 and RHOA, but not for CDC42).

## For Research Use Only

A Reliable Research Partner in Life Science and Medicine

Toll-free: 1-888-852-8623

Web: [www.elabscience.com](http://www.elabscience.com)

Tel: 1-832-243-6086

Email: [techsupport@elabscience.com](mailto:techsupport@elabscience.com)

Fax: 1-832-243-6017