



SZABO SCANDIC

Part of Europa Biosite

Produktinformation



Forschungsprodukte & Biochemikalien



Zellkultur & Verbrauchsmaterial



Diagnostik & molekulare Diagnostik



Laborgeräte & Service

Weitere Information auf den folgenden Seiten!
See the following pages for more information!



Lieferung & Zahlungsart

siehe unsere [Liefer- und Versandbedingungen](#)

Zuschläge

- Mindermengenzuschlag
- Trockeneiszuschlag
- Gefahrgutzuschlag
- Expressversand

SZABO-SCANDIC HandelsgmbH

Quellenstraße 110, A-1100 Wien

T. +43(0)1 489 3961-0

F. +43(0)1 489 3961-7

mail@szabo-scandic.com

www.szabo-scandic.com

[linkedin.com/company/szaboscandic](https://www.linkedin.com/company/szaboscandic)

TEX101 Polyclonal Antibody

Catalog Number: E-AB-91977

Note: Centrifuge before opening to ensure complete recovery of vial contents.

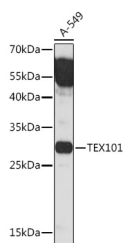
Description

Reactivity	Human, Mouse, Rat
Immunogen	Recombinant fusion protein of human TEX101
Host	Rabbit
Isotype	IgG
Purification	Affinity purification
Conjugation	Unconjugated
Formulation	PBS with 0.01% thiomersal, 50% glycerol, pH 7.3.

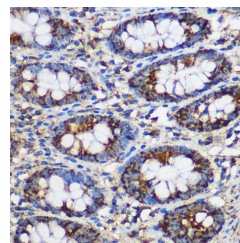
Applications Recommended Dilution

WB	1:500-1:2000
IHC	1:50-1:200

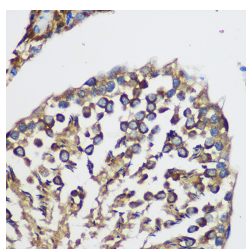
Data



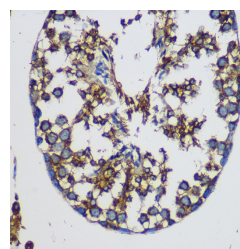
Western blot analysis of extracts of A-549 cells using TEX101 Polyclonal Antibody at 1:1000 dilution.
Observed Mw: 27kDa



Immunohistochemistry of paraffin-embedded Human colon using TEX101 Polyclonal Antibody at dilution of 1:100 (40x lens). Perform microwave antigen retrieval with 10 mM PBS buffer pH 7.2 before commencing with IHC staining protocol.



Immunohistochemistry of paraffin-embedded Rat testis using TEX101 Polyclonal Antibody at dilution of 1:100 (40x lens). Perform microwave antigen retrieval with 10 mM PBS buffer pH 7.2 before commencing with IHC staining protocol.



Immunohistochemistry of paraffin-embedded Mouse testis using TEX101 Polyclonal Antibody at dilution of 1:100 (40x lens). Perform microwave antigen retrieval with 10 mM PBS buffer pH 7.2 before commencing with IHC staining protocol.

Preparation & Storage

Storage Store at -20°C. Avoid freeze/thaw cycles.

Background

For Research Use Only

A Reliable Research Partner in Life Science and Medicine

Toll-free: 1-888-852-8623

Web: www.elabscience.com

Tel: 1-832-243-6086

Email: techsupport@elabscience.com

Fax: 1-832-243-6017

TEX101 Polyclonal Antibody

Catalog Number: E-AB-91977



Plays a role in fertilization by controlling binding of sperm to zona pellucida and migration of spermatozoa into the oviduct (By similarity). May play a role in signal transduction and promote protein tyrosine phosphorylation (By similarity).

For Research Use Only

A Reliable Research Partner in Life Science and Medicine

Toll-free: 1-888-852-8623

Tel: 1-832-243-6086

Fax: 1-832-243-6017

Web: www.elabscience.com

Email: techsupport@elabscience.com