



SZABO SCANDIC

Part of Europa Biosite

Produktinformation



Forschungsprodukte & Biochemikalien



Zellkultur & Verbrauchsmaterial



Diagnostik & molekulare Diagnostik



Laborgeräte & Service

Weitere Information auf den folgenden Seiten!
See the following pages for more information!



Lieferung & Zahlungsart

siehe unsere [Liefer- und Versandbedingungen](#)

Zuschläge

- Mindermengenzuschlag
- Trockeneiszuschlag
- Gefahrgutzuschlag
- Expressversand

SZABO-SCANDIC HandelsgmbH

Quellenstraße 110, A-1100 Wien

T. +43(0)1 489 3961-0

F. +43(0)1 489 3961-7

mail@szabo-scandic.com

www.szabo-scandic.com

[linkedin.com/company/szaboscandic](https://www.linkedin.com/company/szaboscandic) 

CDV3 Polyclonal Antibody

Catalog Number: E-AB-92062

Note: Centrifuge before opening to ensure complete recovery of vial contents.

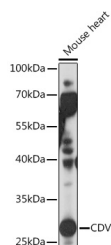
Description

Reactivity	Mouse, Rat
Immunogen	A synthetic peptide of human CDV3
Host	Rabbit
Isotype	IgG
Purification	Affinity purification
Conjugation	Unconjugated
Formulation	PBS with 0.01% thiomersal, 50% glycerol, pH 7.3.

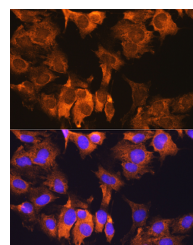
Applications Recommended Dilution

WB	1:500-1:2000
IF	1:50-1:200

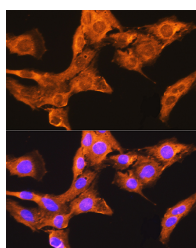
Data



Western blot analysis of extracts of Mouse heart using CDV3 Polyclonal Antibody at 1:1000 dilution.
Observed Mw: 27kDa



Immunofluorescence analysis of C6 cells using CDV3 Polyclonal Antibody at dilution of 1:100.
Blue: DAPI for nuclear staining.



Immunofluorescence analysis of L929 cells using CDV3 Polyclonal Antibody at dilution of 1:100.
Blue: DAPI for nuclear staining.

Preparation & Storage

Storage Store at -20°C. Avoid freeze/thaw cycles.

Background

Located in cytosol and plasma membrane.

For Research Use Only

A Reliable Research Partner in Life Science and Medicine

Toll-free: 1-888-852-8623

Web: www.elabscience.com

Tel: 1-832-243-6086

Email: techsupport@elabscience.com

Fax: 1-832-243-6017