



SZABO SCANDIC

Part of Europa Biosite

Produktinformation



Forschungsprodukte & Biochemikalien



Zellkultur & Verbrauchsmaterial



Diagnostik & molekulare Diagnostik



Laborgeräte & Service

Weitere Information auf den folgenden Seiten!
See the following pages for more information!



Lieferung & Zahlungsart

siehe unsere [Liefer- und Versandbedingungen](#)

Zuschläge

- Mindermengenzuschlag
- Trockeneiszuschlag
- Gefahrgutzuschlag
- Expressversand

SZABO-SCANDIC HandelsgmbH

Quellenstraße 110, A-1100 Wien

T. +43(0)1 489 3961-0

F. +43(0)1 489 3961-7

mail@szabo-scandic.com

www.szabo-scandic.com

[linkedin.com/company/szaboscandic](https://www.linkedin.com/company/szaboscandic) 

NTRK1/NTRK2/NTRK3 Polyclonal Antibody

Catalog Number: E-AB-92128



Note: Centrifuge before opening to ensure complete recovery of vial contents.

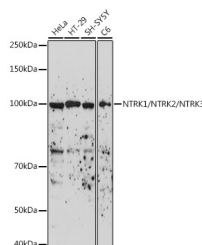
Description

| | |
|---------------------|--|
| Reactivity | Human, Mouse, Rat |
| Immunogen | A synthetic peptide of human NTRK1/NTRK2/NTRK3 |
| Host | Rabbit |
| Isotype | IgG |
| Purification | Affinity purification |
| Conjugation | Unconjugated |
| Formulation | PBS with 0.01% thiomersal, 50% glycerol, pH 7.3. |

Applications Recommended Dilution

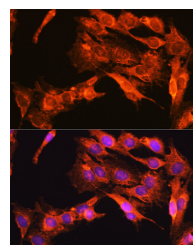
| | |
|-----------|--------------|
| WB | 1:500-1:2000 |
| IF | 1:50-1:200 |

Data

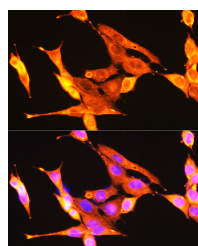


Western blot analysis of extracts of various cell lines using NTRK1/NTRK2/NTRK3 Polyclonal Antibody at 1:500 dilution.

Observed Mw: 100KDa



Immunofluorescence analysis of C6 cells using NTRK1/NTRK2/NTRK3 Polyclonal Antibody at dilution of 1:100 (40x lens). Blue: DAPI for nuclear staining.



Immunofluorescence analysis of NIH-3T3 cells using NTRK1/NTRK2/NTRK3 Polyclonal Antibody at dilution of 1:100 (40x lens). Blue: DAPI for nuclear staining.

Preparation & Storage

Storage Store at -20°C. Avoid freeze/thaw cycles.

Background

Neurotrophic tyrosine kinase (NTRK) is a family of receptor tyrosine kinase. The NTRK gene family contains three members, NTRK1, NTRK2 and NTRK3, which produce TRKA, TRKB and TRKC proteins, respectively. TRK kinases

For Research Use Only

A Reliable Research Partner in Life Science and Medicine

Toll-free: 1-888-852-8623

Web: www.elabscience.com

Tel: 1-832-243-6086

Email: techsupport@elabscience.com

Fax: 1-832-243-6017

NTRK1/NTRK2/NTRK3 Polyclonal Antibody

Catalog Number: E-AB-92128



leads to cell differentiation and may play important roles in normal neural functions. Rearrangements in the NTRK genes can result in two genes fusing together and producing altered TRK proteins, which can lead to uncontrolled growth of cancer cells. Neurotrophic tyrosine receptor kinase (NTRK) gene fusions are an actionable biomarker for cancer therapy and can be found in over 25 different types of cancer.

For Research Use Only

A Reliable Research Partner in Life Science and Medicine

Toll-free: 1-888-852-8623

Tel: 1-832-243-6086

Fax: 1-832-243-6017

Web: www.elabscience.com

Email: techsupport@elabscience.com