



SZABO SCANDIC

Part of Europa Biosite

Produktinformation



Forschungsprodukte & Biochemikalien



Zellkultur & Verbrauchsmaterial



Diagnostik & molekulare Diagnostik



Laborgeräte & Service

Weitere Information auf den folgenden Seiten!
See the following pages for more information!



Lieferung & Zahlungsart

siehe unsere [Liefer- und Versandbedingungen](#)

Zuschläge

- Mindermengenzuschlag
- Trockeneiszuschlag
- Gefahrgutzuschlag
- Expressversand

SZABO-SCANDIC HandelsgmbH

Quellenstraße 110, A-1100 Wien

T. +43(0)1 489 3961-0

F. +43(0)1 489 3961-7

mail@szabo-scandic.com

www.szabo-scandic.com

[linkedin.com/company/szaboscandic](https://www.linkedin.com/company/szaboscandic) 

FAM160B2 Polyclonal Antibody

Catalog Number: E-AB-92130



Note: Centrifuge before opening to ensure complete recovery of vial contents.

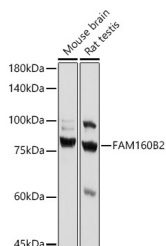
Description

Reactivity	Human, Mouse, Rat
Immunogen	Recombinant fusion protein of mouse FAM160B2
Host	Rabbit
Isotype	IgG
Purification	Affinity purification
Conjugation	Unconjugated
Formulation	PBS with 0.01% thiomersal, 50% glycerol, pH 7.3.

Applications Recommended Dilution

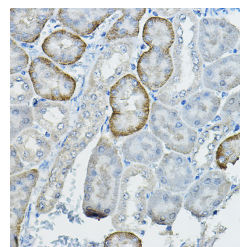
WB	1:500-1:2000
IHC	1:50-1:200
IF	1:50-1:200
IP	1:50-1:200

Data

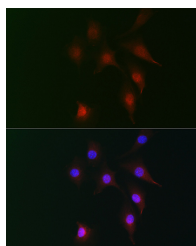


Western blot analysis of extracts of various cell lines using FAM160B2 Polyclonal Antibody at 1:1000 dilution.

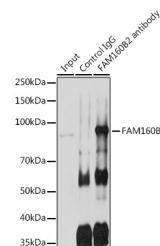
Observed Mw: 82KDa



Immunohistochemistry of paraffin-embedded mouse kidney using FAM160B2 Polyclonal Antibody at dilution of 1:100 (40x lens). Perform high pressure antigen retrieval with 10 mM citrate buffer pH 6.0 before commencing with IHC staining protocol.



Immunofluorescence analysis of NIH-3T3 cells using FAM160B2 Polyclonal Antibody at dilution of 1:100 (40x lens). Blue: DAPI for nuclear staining.



Immunoprecipitation analysis of 600ug extracts of Rat testis cells using 3ug FAM160B2 Polyclonal Antibody. Western blot was performed from the immunoprecipitate using FAM160B2 Polyclonal Antibody at a dilution of 1:1000.

Preparation & Storage

For Research Use Only

A Reliable Research Partner in Life Science and Medicine

Toll-free: 1-888-852-8623

Web: www.elabscience.com

Tel: 1-832-243-6086

Email: techsupport@elabscience.com

Fax: 1-832-243-6017

FAM160B2 Polyclonal Antibody

Catalog Number: E-AB-92130



Storage Store at -20°C. Avoid freeze/thaw cycles.

Background

Able to activate MAPK/ERK and TGFB signaling pathways (By similarity). May regulate the activity of genes involved in intestinal barrier function and immunoprotective inflammation. May play a role in cell proliferation (By similarity).

For Research Use Only

A Reliable Research Partner in Life Science and Medicine

Toll-free: 1-888-852-8623

Tel: 1-832-243-6086

Fax: 1-832-243-6017

Web: www.elabscience.com

Email: techsupport@elabscience.com