



# SZABO SCANDIC

Part of Europa Biosite

## Produktinformation



Forschungsprodukte & Biochemikalien



Zellkultur & Verbrauchsmaterial



Diagnostik & molekulare Diagnostik



Laborgeräte & Service

Weitere Information auf den folgenden Seiten!  
See the following pages for more information!



### Lieferung & Zahlungsart

siehe unsere [Liefer- und Versandbedingungen](#)

### Zuschläge

- Mindermengenzuschlag
- Trockeneiszuschlag
- Gefahrgutzuschlag
- Expressversand

### SZABO-SCANDIC HandelsgmbH

Quellenstraße 110, A-1100 Wien

T. +43(0)1 489 3961-0

F. +43(0)1 489 3961-7

[mail@szabo-scandic.com](mailto:mail@szabo-scandic.com)

[www.szabo-scandic.com](http://www.szabo-scandic.com)

[linkedin.com/company/szaboscandic](https://www.linkedin.com/company/szaboscandic) 

# BOP1 Polyclonal Antibody

Catalog Number: E-AB-92206

**Note:** Centrifuge before opening to ensure complete recovery of vial contents.

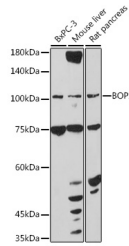
## Description

|                     |  |
|---------------------|--|
| <b>Reactivity</b>   | Human, Mouse, Rat                                |
| <b>Immunogen</b>    | Recombinant fusion protein of human BOP1         |
| <b>Host</b>         | Rabbit   |
| <b>Isotype</b>      | IgG  |
| <b>Purification</b> | Affinity purification                            |
| <b>Conjugation</b>  | Unconjugated                                     |
| <b>Formulation</b>  | PBS with 0.01% thiomersal, 50% glycerol, pH 7.3. |

## Applications Recommended Dilution

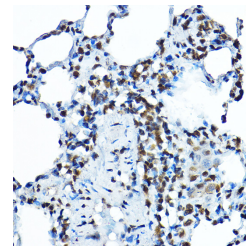
|            |               |
|------------|---------------|
| <b>WB</b>  | 1:1000-1:2000 |
| <b>IHC</b> | 1:50-1:200    |

## Data

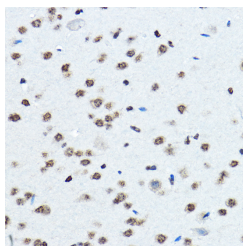


Western blot analysis of extracts of various cell lines using BOP1 Polyclonal Antibody at 1:1000 dilution.

**Observed Mw: 110kDa**  
**Calculated Mw: 84kDa**



Immunohistochemistry of paraffin-embedded rat lung using BOP1 Polyclonal Antibody at dilution of 1:100 (40x lens). Perform high pressure antigen retrieval with 10 mM citrate buffer pH 6.0 before commencing with IHC staining protocol.



Immunohistochemistry of paraffin-embedded mouse brain using BOP1 Polyclonal Antibody at dilution of 1:100 (40x lens). Perform high pressure antigen retrieval with 10 mM citrate buffer pH 6.0 before commencing with IHC staining protocol.

## Preparation & Storage

**Storage** Store at -20°C. Avoid freeze/thaw cycles.

## Background

### For Research Use Only

A Reliable Research Partner in Life Science and Medicine

Toll-free: 1-888-852-8623

Web: [www.elabscience.com](http://www.elabscience.com)

Tel: 1-832-243-6086

Email: [techsupport@elabscience.com](mailto:techsupport@elabscience.com)

Fax: 1-832-243-6017

# BOP1 Polyclonal Antibody

Catalog Number: E-AB-92206



Component of the PeBoW complex, which is required for maturation of 28S and 5.8S ribosomal RNAs and formation of the 60S ribosome.

---

## For Research Use Only

A Reliable Research Partner in Life Science and Medicine

Toll-free: 1-888-852-8623

Tel: 1-832-243-6086

Fax: 1-832-243-6017

Web: [www.elabscience.com](http://www.elabscience.com)

Email: [techsupport@elabscience.com](mailto:techsupport@elabscience.com)