



SZABO SCANDIC

Part of Europa Biosite

Produktinformation



Forschungsprodukte & Biochemikalien



Zellkultur & Verbrauchsmaterial



Diagnostik & molekulare Diagnostik



Laborgeräte & Service

Weitere Information auf den folgenden Seiten!
See the following pages for more information!



Lieferung & Zahlungsart

siehe unsere [Liefer- und Versandbedingungen](#)

Zuschläge

- Mindermengenzuschlag
- Trockeneiszuschlag
- Gefahrgutzuschlag
- Expressversand

SZABO-SCANDIC HandelsgmbH

Quellenstraße 110, A-1100 Wien

T. +43(0)1 489 3961-0

F. +43(0)1 489 3961-7

mail@szabo-scandic.com

www.szabo-scandic.com

[linkedin.com/company/szaboscandic](https://www.linkedin.com/company/szaboscandic) 

SPATA5 Polyclonal Antibody

Catalog Number: E-AB-92267



Note: Centrifuge before opening to ensure complete recovery of vial contents.

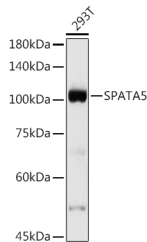
Description

Reactivity	Human, Mouse, Rat
Immunogen	Recombinant fusion protein of human SPATA5
Host	Rabbit
Isotype	IgG
Purification	Affinity purification
Conjugation	Unconjugated
Formulation	PBS with 0.05% proclin300, 50% glycerol, pH7.3.

Applications Recommended Dilution

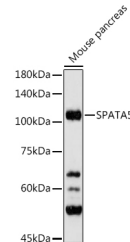
WB	1:500-1:2000
-----------	--------------

Data

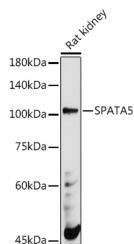


Western blot analysis of extracts of 293T cells using SPATA5 Polyclonal Antibody at 1:500 dilution.

Observed Mw: 98kDa
Calculated Mw: 97kDa



Western blot analysis of extracts of Mouse pancreas using SPATA5 Polyclonal Antibody at 1:500 dilution.



Western blot analysis of extracts of Rat kidney using SPATA5 Polyclonal Antibody at 1:500 dilution.

Preparation & Storage

Storage Store at -20°C. Avoid freeze/thaw cycles.

Background

This gene encodes a member of the ATPase associated with diverse activities family, whose members are defined by a highly conserved ATPase domain. Members of this family participate in diverse cellular processes that include membrane fusion, DNA replication, microtubule severing, and protein degradation. The protein encoded by this gene has a putative mitochondrial targeting sequence and has been proposed to function in maintenance of mitochondrial function and integrity during mouse spermatogenesis. Allelic variants in this gene have been associated with epilepsy, hearing loss, and

For Research Use Only

A Reliable Research Partner in Life Science and Medicine

Toll-free: 1-888-852-8623

Tel: 1-832-243-6086

Fax: 1-832-243-6017

Web: www.elabscience.com

Email: techsupport@elabscience.com

SPATA5 Polyclonal Antibody

Catalog Number: E-AB-92267



cognitive disability syndrome. Alternative splicing results in multiple transcript variants.

For Research Use Only

A Reliable Research Partner in Life Science and Medicine

Toll-free: 1-888-852-8623

Tel: 1-832-243-6086

Fax: 1-832-243-6017

Web: www.elabscience.com

Email: techsupport@elabscience.com