



SZABO SCANDIC

Part of Europa Biosite

Produktinformation



Forschungsprodukte & Biochemikalien



Zellkultur & Verbrauchsmaterial



Diagnostik & molekulare Diagnostik



Laborgeräte & Service

Weitere Information auf den folgenden Seiten!
See the following pages for more information!



Lieferung & Zahlungsart

siehe unsere [Liefer- und Versandbedingungen](#)

Zuschläge

- Mindermengenzuschlag
- Trockeneiszuschlag
- Gefahrgutzuschlag
- Expressversand

SZABO-SCANDIC HandelsgmbH

Quellenstraße 110, A-1100 Wien

T. +43(0)1 489 3961-0

F. +43(0)1 489 3961-7

mail@szabo-scandic.com

www.szabo-scandic.com

[linkedin.com/company/szaboscandic](https://www.linkedin.com/company/szaboscandic) 

Note: Centrifuge before opening to ensure complete recovery of vial contents.

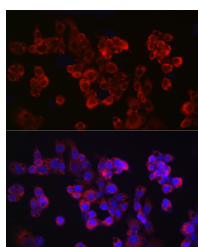
Description

Reactivity	Human, Mouse
Immunogen	A synthetic peptide of human APP
Host	Rabbit
Isotype	IgG
Purification	Affinity purification
Conjugation	Unconjugated
Formulation	PBS with 0.05% proclin300, 50% glycerol, pH7.3.

Applications Recommended Dilution

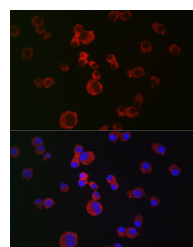
IF	1:50-1:200
-----------	------------

Data

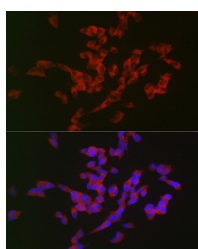


Immunofluorescence analysis of HepG2 cells using APP Polyclonal Antibody at dilution of 1:100 (40x lens). Blue: DAPI for nuclear staining.

Observed Mw: Refer to figures
Calculated Mw: 34kDa/72-86kDa



Immunofluorescence analysis of Neuro-2a cells using APP Polyclonal Antibody at dilution of 1:100 (40x lens). Blue: DAPI for nuclear staining.



Immunofluorescence analysis of SH-SY5Y cells using APP Polyclonal Antibody at dilution of 1:100 (40x lens). Blue: DAPI for nuclear staining.

Preparation & Storage

Storage Store at -20°C. Avoid freeze/thaw cycles.

Background

This gene encodes a cell surface receptor and transmembrane precursor protein that is cleaved by secretases to form a number of peptides. Some of these peptides are secreted and can bind to the acetyltransferase complex APBB1/TIP60 to promote transcriptional activation, while others form the protein basis of the amyloid plaques found in the brains of

For Research Use Only

A Reliable Research Partner in Life Science and Medicine

Toll-free: 1-888-852-8623

Web: www.elabscience.com

Tel: 1-832-243-6086

Email: techsupport@elabscience.com

Fax: 1-832-243-6017

APP Polyclonal Antibody

Catalog Number: E-AB-92271



patients with Alzheimer disease. In addition, two of the peptides are antimicrobial peptides, having been shown to have bacteriocidal and antifungal activities. Mutations in this gene have been implicated in autosomal dominant Alzheimer disease and cerebroarterial amyloidosis (cerebral amyloid angiopathy). Multiple transcript variants encoding several different isoforms have been found for this gene.

For Research Use Only

A Reliable Research Partner in Life Science and Medicine

Toll-free: 1-888-852-8623

Tel: 1-832-243-6086

Fax: 1-832-243-6017

Web: www.elabscience.com

Email: techsupport@elabscience.com