



SZABO SCANDIC

Part of Europa Biosite

Produktinformation



Forschungsprodukte & Biochemikalien



Zellkultur & Verbrauchsmaterial



Diagnostik & molekulare Diagnostik



Laborgeräte & Service

Weitere Information auf den folgenden Seiten!
See the following pages for more information!



Lieferung & Zahlungsart

siehe unsere [Liefer- und Versandbedingungen](#)

Zuschläge

- Mindermengenzuschlag
- Trockeneiszuschlag
- Gefahrgutzuschlag
- Expressversand

SZABO-SCANDIC HandelsgmbH

Quellenstraße 110, A-1100 Wien

T. +43(0)1 489 3961-0

F. +43(0)1 489 3961-7

mail@szabo-scandic.com

www.szabo-scandic.com

[linkedin.com/company/szaboscandic](https://www.linkedin.com/company/szaboscandic) 

(KO Validated) MSH2 Polyclonal Antibody

Catalog Number: E-AB-92378



Note: Centrifuge before opening to ensure complete recovery of vial contents.

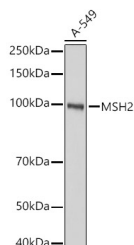
Description

Reactivity	Human,Rat
Immunogen	Recombinant fusion protein of human MSH2
Host	Rabbit
Isotype	IgG
Purification	Affinity purification
Conjugation	Unconjugated
Formulation	PBS with 0.02% sodium azide,50% glycerol,pH7.3.

Applications Recommended Dilution

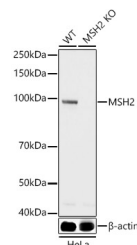
WB	1:500-1:2000
IP	1:50-1:200

Data

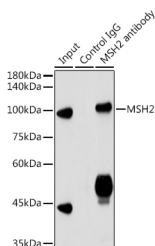


Western blot analysis of A-549 using MSH2 Polyclonal Antibody at 1:1000 dilution.

Observed Mw:105KDa
Calculated Mw:97kDa/104kDa



Western blot analysis of extracts from wild type(WT) and MSH2 knockout (KO) HeLa cells using MSH2 Polyclonal Antibody at 1:1000 dilution.



Immunoprecipitation analysis of 300ug extracts of HeLa cells using 3ug MSH2 Polyclonal Antibody. Western blot was performed from the immunoprecipitate using MSH2 Polyclonal Antibody at a dilution of 1:3000.

Preparation & Storage

Storage Store at -20°C. Avoid freeze/thaw cycles.

Background

This locus is frequently mutated in hereditary nonpolyposis colon cancer (HNPCC). When cloned, it was discovered to be

For Research Use Only

A Reliable Research Partner in Life Science and Medicine

Toll-free: 1-888-852-8623

Web: www.elabscience.com

Tel: 1-832-243-6086

Email: techsupport@elabscience.com

Fax: 1-832-243-6017

(KO Validated) MSH2 Polyclonal Antibody

Catalog Number: E-AB-92378



a human homolog of the E. coli mismatch repair gene mutS, consistent with the characteristic alterations in microsatellite sequences (RER+ phenotype) found in HNPCC. Two transcript variants encoding different isoforms have been found for this gene.

For Research Use Only

A Reliable Research Partner in Life Science and Medicine

Toll-free: 1-888-852-8623

Tel: 1-832-243-6086

Fax: 1-832-243-6017

Web: www.elabscience.com

Email: techsupport@elabscience.com