



SZABO SCANDIC

Part of Europa Biosite

Produktinformation



Forschungsprodukte & Biochemikalien



Zellkultur & Verbrauchsmaterial



Diagnostik & molekulare Diagnostik



Laborgeräte & Service

Weitere Information auf den folgenden Seiten!
See the following pages for more information!



Lieferung & Zahlungsart

siehe unsere [Liefer- und Versandbedingungen](#)

Zuschläge

- Mindermengenzuschlag
- Trockeneiszuschlag
- Gefahrgutzuschlag
- Expressversand

SZABO-SCANDIC HandelsgmbH

Quellenstraße 110, A-1100 Wien

T. +43(0)1 489 3961-0

F. +43(0)1 489 3961-7

mail@szabo-scandic.com

www.szabo-scandic.com

[linkedin.com/company/szaboscandic](https://www.linkedin.com/company/szaboscandic) 

PCIF1 Polyclonal Antibody

Catalog Number: E-AB-92399



Note: Centrifuge before opening to ensure complete recovery of vial contents.

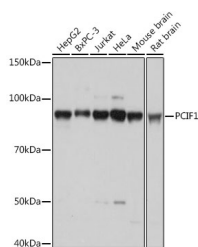
Description

Reactivity	Human, Mouse, Rat
Immunogen	Recombinant fusion protein of human PCIF1
Host	Rabbit
Isotype	IgG
Purification	Affinity purification
Conjugation	Unconjugated
Formulation	PBS with 0.01% thiomersal, 50% glycerol, pH 7.3.

Applications Recommended Dilution

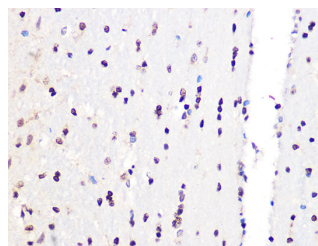
WB	1:500-1:2000
IHC	1:50-1:100
IP	1:50-1:200

Data

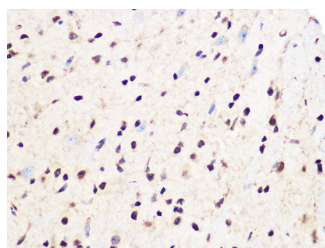


Western blot analysis of extracts of various cell lines using PCIF1 Polyclonal Antibody at 1:1000 dilution.

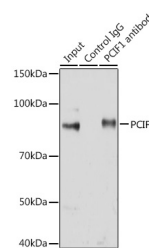
Observed Mw: Refer to figures
Calculated Mw: 80kDa



Immunohistochemistry of paraffin-embedded rat brain using PCIF1 Polyclonal Antibody at dilution of 1:100 (40x lens). Perform microwave antigen retrieval with 10 mM Tris/EDTA buffer pH 9.0 before commencing with IHC staining protocol.



Immunohistochemistry of paraffin-embedded mouse spinal cord using PCIF1 Polyclonal Antibody at dilution of 1:100 (40x lens). Perform microwave antigen retrieval with 10 mM Tris/EDTA buffer pH 9.0 before commencing with IHC staining protocol.



Immunoprecipitation analysis of 200ug extracts of Jurkat cells using 3ug PCIF1 Polyclonal Antibody. Western blot was performed from the immunoprecipitate using PCIF1 Polyclonal Antibody at a dilution of 1:1000.

Preparation & Storage

Storage Store at -20°C. Avoid freeze/thaw cycles.

For Research Use Only

A Reliable Research Partner in Life Science and Medicine

Toll-free: 1-888-852-8623

Web: www.elabscience.com

Tel: 1-832-243-6086

Email: techsupport@elabscience.com

Fax: 1-832-243-6017

PCIF1 Polyclonal Antibody

Catalog Number: E-AB-92399



Background

Cap-specific adenosine methyltransferase that catalyzes formation of N(6,2'-O-dimethyladenosine cap (m6A(m by methylating the adenosine at the second transcribed position of capped mRNAs. Recruited to the early elongation complex of RNA polymerase II (RNAPII via interaction with POLR2A and mediates formation of m6A(m co-transcriptionally.

For Research Use Only

A Reliable Research Partner in Life Science and Medicine

Toll-free: 1-888-852-8623

Web: www.elabscience.com

Tel: 1-832-243-6086

Email: techsupport@elabscience.com

Fax: 1-832-243-6017