



SZABO SCANDIC

Part of Europa Biosite

Produktinformation



Forschungsprodukte & Biochemikalien



Zellkultur & Verbrauchsmaterial



Diagnostik & molekulare Diagnostik



Laborgeräte & Service

Weitere Information auf den folgenden Seiten!
See the following pages for more information!



Lieferung & Zahlungsart

siehe unsere [Liefer- und Versandbedingungen](#)

Zuschläge

- Mindermengenzuschlag
- Trockeneiszuschlag
- Gefahrgutzuschlag
- Expressversand

SZABO-SCANDIC HandelsgmbH

Quellenstraße 110, A-1100 Wien

T. +43(0)1 489 3961-0

F. +43(0)1 489 3961-7

mail@szabo-scandic.com

www.szabo-scandic.com

[linkedin.com/company/szaboscandic](https://www.linkedin.com/company/szaboscandic) 

(KO Validated) PDXK Polyclonal Antibody

Catalog Number: E-AB-92421



Note: Centrifuge before opening to ensure complete recovery of vial contents.

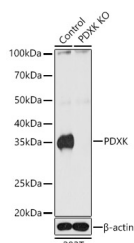
Description

Reactivity	Human, Mouse, Rat
Immunogen	Recombinant fusion protein of human PDXK
Host	Rabbit
Isotype	IgG
Purification	Affinity purification
Conjugation	Unconjugated
Formulation	PBS with 0.02% sodium azide, 50% glycerol, pH 7.3.

Applications Recommended Dilution

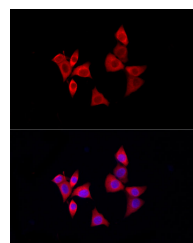
WB	1:500-1:2000
IF	1:50-1:200

Data

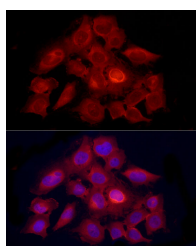


Western blot analysis of extracts from normal (control) and PDXK knockout (KO) 293T cells, using PDXK Polyclonal Antibody at 1:1000 dilution.

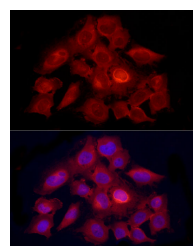
Observed Mw: Refer to figures
Calculated Mw: 26kDa/31kDa/35kDa



Immunofluorescence analysis of NIH-3T3 using PDXK Polyclonal Antibody at dilution of 1:100 (40x lens). Blue: DAPI for nuclear staining.



Immunofluorescence analysis of HeLa using PDXK Polyclonal Antibody at dilution of 1:100 (40x lens). Blue: DAPI for nuclear staining.



Immunofluorescence analysis of HeLa using PDXK Polyclonal Antibody at dilution of 1:100 (40x lens). Blue: DAPI for nuclear staining.

Preparation & Storage

Storage Store at -20°C. Avoid freeze/thaw cycles.

Background

The protein encoded by this gene phosphorylates vitamin B6, a step required for the conversion of vitamin B6 to pyridoxal-5-phosphate, an important cofactor in intermediary metabolism. The encoded protein is cytoplasmic and

For Research Use Only

A Reliable Research Partner in Life Science and Medicine

Toll-free: 1-888-852-8623

Web: www.elabscience.com

Tel: 1-832-243-6086

Email: techsupport@elabscience.com

Fax: 1-832-243-6017

(KO Validated) PDXK Polyclonal Antibody

Catalog Number: E-AB-92421



probably acts as a homodimer. Alternatively spliced transcript variants have been described, but their biological validity has not been determined.

For Research Use Only

A Reliable Research Partner in Life Science and Medicine

Toll-free: 1-888-852-8623

Tel: 1-832-243-6086

Fax: 1-832-243-6017

Web: www.elabscience.com

Email: techsupport@elabscience.com