



# SZABO SCANDIC

Part of Europa Biosite

## Produktinformation



Forschungsprodukte & Biochemikalien



Zellkultur & Verbrauchsmaterial



Diagnostik & molekulare Diagnostik



Laborgeräte & Service

Weitere Information auf den folgenden Seiten!  
See the following pages for more information!



### Lieferung & Zahlungsart

siehe unsere [Liefer- und Versandbedingungen](#)

### Zuschläge

- Mindermengenzuschlag
- Trockeneiszuschlag
- Gefahrgutzuschlag
- Expressversand

### SZABO-SCANDIC HandelsgmbH

Quellenstraße 110, A-1100 Wien

T. +43(0)1 489 3961-0

F. +43(0)1 489 3961-7

[mail@szabo-scandic.com](mailto:mail@szabo-scandic.com)

[www.szabo-scandic.com](http://www.szabo-scandic.com)

[linkedin.com/company/szaboscandic](https://www.linkedin.com/company/szaboscandic) 

# Hsp90β Polyclonal Antibody

Catalog Number:E-AB-92430

**Note:** Centrifuge before opening to ensure complete recovery of vial contents.

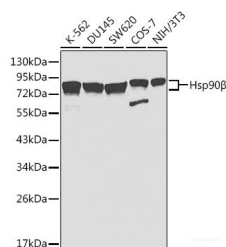
## Description

<b>Reactivity</b>	Human,Mouse,Rat
<b>Immunogen</b>	Recombinant fusion protein of human Hsp90β
<b>Host</b>	Rabbit
<b>Isotype</b>	IgG
<b>Purification</b>	Affinity purification
<b>Conjugation</b>	Unconjugated
<b>Formulation</b>	PBS with 0.05% proclin300,50% glycerol,pH7.3.

## Applications Recommended Dilution

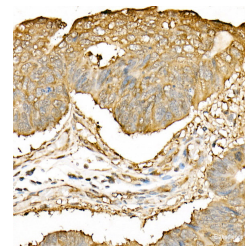
<b>WB</b>	1:500-1:2000
<b>IHC</b>	1:50-1:200
<b>IF</b>	1:50-1:200

## Data

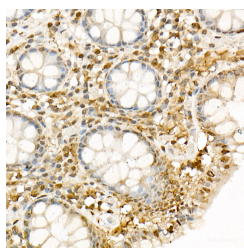


Western blot analysis of extracts of various cell lines using HSP90AB1 Polyclonal Antibody at 1:1000 dilution.

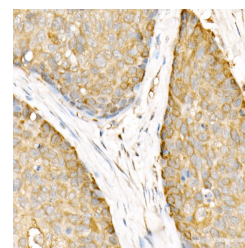
**Observed Mw:Refer to figures**  
**Calculated Mw:83kDa**



Immunohistochemistry of paraffin-embedded human colon carcinoma using Hsp90β Polyclonal Antibody at dilution of 1:20 (40x lens). Perform high pressure antigen retrieval with 10 mM citrate buffer pH 6.0 before commencing with IHC staining protocol.



Immunohistochemistry of paraffin-embedded human colon using Hsp90β Polyclonal Antibody at dilution of 1:20 (40x lens). Perform high pressure antigen retrieval with 10 mM citrate buffer pH 6.0 before commencing with IHC staining protocol.



Immunohistochemistry of paraffin-embedded human esophageal cancer using Hsp90β Polyclonal Antibody at dilution of 1:20 (40x lens). Perform high pressure antigen retrieval with 10 mM citrate buffer pH 6.0 before commencing with IHC staining protocol.

## For Research Use Only

A Reliable Research Partner in Life Science and Medicine

Toll-free: 1-888-852-8623

Web: [www.elabscience.com](http://www.elabscience.com)

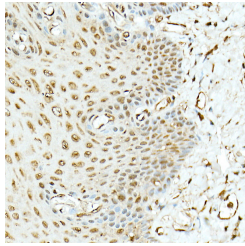
Tel: 1-832-243-6086

Email: [techsupport@elabscience.com](mailto:techsupport@elabscience.com)

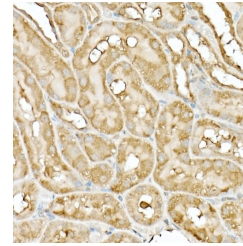
Fax: 1-832-243-6017

# Hsp90 $\beta$ Polyclonal Antibody

Catalog Number:E-AB-92430



Immunohistochemistry of paraffin-embedded human esophagus using Hsp90 $\beta$  Polyclonal Antibody at dilution of 1:20 (40x lens). Perform high pressure antigen retrieval with 10 mM citrate buffer pH 6.0 before commencing with IHC staining protocol.



Immunohistochemistry of paraffin-embedded rat kidney using Hsp90 $\beta$  Polyclonal Antibody at dilution of 1:20 (40x lens). Perform high pressure antigen retrieval

## Preparation & Storage

**Storage** Store at -20°C. Avoid freeze/thaw cycles.

## Background

This gene encodes a member of the heat shock protein 90 family; these proteins are involved in signal transduction, protein folding and degradation and morphological evolution. This gene encodes the constitutive form of the cytosolic 90 kDa heat-shock protein and is thought to play a role in gastric apoptosis and inflammation. Alternative splicing results in multiple transcript variants. Pseudogenes have been identified on multiple chromosomes.

## For Research Use Only

A Reliable Research Partner in Life Science and Medicine

Toll-free: 1-888-852-8623

Web: [www.elabscience.com](http://www.elabscience.com)

Tel: 1-832-243-6086

Email: [techsupport@elabscience.com](mailto:techsupport@elabscience.com)

Fax: 1-832-243-6017