



SZABO SCANDIC

Part of Europa Biosite

Produktinformation



Forschungsprodukte & Biochemikalien



Zellkultur & Verbrauchsmaterial



Diagnostik & molekulare Diagnostik



Laborgeräte & Service

Weitere Information auf den folgenden Seiten!
See the following pages for more information!



Lieferung & Zahlungsart

siehe unsere [Liefer- und Versandbedingungen](#)

Zuschläge

- Mindermengenzuschlag
- Trockeneiszuschlag
- Gefahrgutzuschlag
- Expressversand

SZABO-SCANDIC HandelsgmbH

Quellenstraße 110, A-1100 Wien

T. +43(0)1 489 3961-0

F. +43(0)1 489 3961-7

mail@szabo-scandic.com

www.szabo-scandic.com

[linkedin.com/company/szaboscandic](https://www.linkedin.com/company/szaboscandic) 

(KD Validated) SFRP2 Polyclonal Antibody

Catalog Number: E-AB-92444



Note: Centrifuge before opening to ensure complete recovery of vial contents.

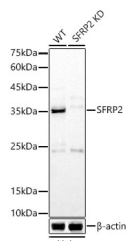
Description

Reactivity	Human, Mouse, Rat
Immunogen	A synthetic peptide of human SFRP2
Host	Rabbit
Isotype	IgG
Purification	Affinity purification
Conjugation	Unconjugated
Formulation	PBS with 0.05% proclin300, 50% glycerol, pH7.3.

Applications Recommended Dilution

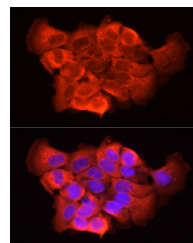
WB	1:500-1:2000
IF	1:50-1:200

Data

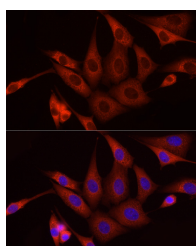


Western blot analysis of extracts from wild type (WT) and SFRP2 knockdown (KD) HeLa cells, using SFRP2 Polyclonal Antibody at 1:1000 dilution.

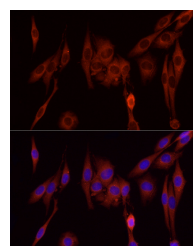
Observed Mw: 33kDa
Calculated Mw: 33kDa



Immunofluorescence analysis of A431 cells using [KD Validated] SFRP2 Polyclonal Antibody at dilution of 1:50 (40x lens). Blue: DAPI for nuclear staining.



Immunofluorescence analysis of NIH/3T3 cells using [KD Validated] SFRP2 Polyclonal Antibody at dilution of 1:50 (40x lens). Blue: DAPI for nuclear staining.



Immunofluorescence analysis of PC-12 cells using [KD Validated] SFRP2 Polyclonal Antibody at dilution of 1:50 (40x lens). Blue: DAPI for nuclear staining.

Preparation & Storage

Storage Store at -20°C. Avoid freeze/thaw cycles.

Background

This gene encodes a member of the SFRP family that contains a cysteine-rich domain homologous to the putative Wnt-

For Research Use Only

A Reliable Research Partner in Life Science and Medicine

Toll-free: 1-888-852-8623

Web: www.elabscience.com

Tel: 1-832-243-6086

Email: techsupport@elabscience.com

Fax: 1-832-243-6017

(KD Validated) SFRP2 Polyclonal Antibody

Catalog Number: E-AB-92444



binding site of Frizzled proteins. SFRPs act as soluble modulators of Wnt signaling. Methylation of this gene is a potential marker for the presence of colorectal cancer.

For Research Use Only

A Reliable Research Partner in Life Science and Medicine

Toll-free: 1-888-852-8623

Tel: 1-832-243-6086

Fax: 1-832-243-6017

Web: www.elabscience.com

Email: techsupport@elabscience.com