



SZABO SCANDIC

Part of Europa Biosite

Produktinformation



Forschungsprodukte & Biochemikalien



Zellkultur & Verbrauchsmaterial



Diagnostik & molekulare Diagnostik



Laborgeräte & Service

Weitere Information auf den folgenden Seiten!
See the following pages for more information!



Lieferung & Zahlungsart

siehe unsere [Liefer- und Versandbedingungen](#)

Zuschläge

- Mindermengenzuschlag
- Trockeneiszuschlag
- Gefahrgutzuschlag
- Expressversand

SZABO-SCANDIC HandelsgmbH

Quellenstraße 110, A-1100 Wien

T. +43(0)1 489 3961-0

F. +43(0)1 489 3961-7

mail@szabo-scandic.com

www.szabo-scandic.com

[linkedin.com/company/szaboscandic](https://www.linkedin.com/company/szaboscandic) 

PAR2 Polyclonal Antibody

Catalog Number: E-AB-92914

Note: Centrifuge before opening to ensure complete recovery of vial contents.

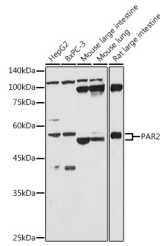
Description

Reactivity	Human, Mouse, Rat
Immunogen	Recombinant fusion protein of human PAR2
Host	Rabbit
Isotype	IgG
Purification	Affinity purification
Conjugation	Unconjugated
Formulation	PBS with 0.05% proclin300, 50% glycerol, pH7.3.

Applications Recommended Dilution

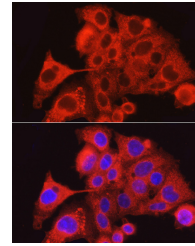
WB	1:200-1:1000
IF	1:50-1:200

Data

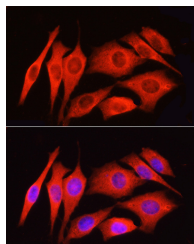


Western blot analysis of extracts of various cell lines using PAR2 Polyclonal Antibody at 1:1000 dilution.

Observed MW: 55KDa
Calculated Mw: 44kDa



Immunofluorescence analysis of HepG2 cells using PAR2 Polyclonal Antibody at dilution of 1:100 (40x lens). Blue: DAPI for nuclear staining.



Immunofluorescence analysis of NIH/3T3 cells using PAR2 Polyclonal Antibody at dilution of 1:100 (40x lens). Blue: DAPI for nuclear staining.

Preparation & Storage

Storage Store at -20°C. Avoid freeze/thaw cycles.

Background

Coagulation factor II (thrombin) receptor-like 1 (F2RL1) is a member of the large family of 7-transmembrane-region receptors that couple to guanosine-nucleotide-binding proteins. F2RL1 is also a member of the protease-activated receptor family. It is activated by trypsin, but not by thrombin. It is activated by proteolytic cleavage of its extracellular

For Research Use Only

A Reliable Research Partner in Life Science and Medicine

Toll-free: 1-888-852-8623

Web: www.elabscience.com

Tel: 1-832-243-6086

Email: techsupport@elabscience.com

Fax: 1-832-243-6017

PAR2 Polyclonal Antibody

Catalog Number: E-AB-92914



amino terminus. The new amino terminus functions as a tethered ligand and activates the receptor. The F2RL1 gene contains two exons and is widely expressed in human tissues. The predicted protein sequence is 83% identical to the mouse receptor sequence.

For Research Use Only

A Reliable Research Partner in Life Science and Medicine

Toll-free: 1-888-852-8623

Tel: 1-832-243-6086

Fax: 1-832-243-6017

Web: www.elabscience.com

Email: techsupport@elabscience.com