



SZABO SCANDIC

Part of Europa Biosite

Produktinformation



Forschungsprodukte & Biochemikalien



Zellkultur & Verbrauchsmaterial



Diagnostik & molekulare Diagnostik



Laborgeräte & Service

Weitere Information auf den folgenden Seiten!
See the following pages for more information!



Lieferung & Zahlungsart

siehe unsere [Liefer- und Versandbedingungen](#)

Zuschläge

- Mindermengenzuschlag
- Trockeneiszuschlag
- Gefahrgutzuschlag
- Expressversand

SZABO-SCANDIC HandelsgmbH

Quellenstraße 110, A-1100 Wien

T. +43(0)1 489 3961-0

F. +43(0)1 489 3961-7

mail@szabo-scandic.com

www.szabo-scandic.com

[linkedin.com/company/szaboscandic](https://www.linkedin.com/company/szaboscandic) 

FADD Polyclonal Antibody

Catalog Number: E-AB-93254



Note: Centrifuge before opening to ensure complete recovery of vial contents.

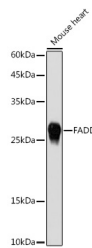
Description

Reactivity	Human, Mouse, Rat
Immunogen	Recombinant fusion protein of mouse FADD
Host	Rabbit
Isotype	IgG
Purification	Affinity purification
Conjugation	Unconjugated
Formulation	PBS with 0.01% thiomersal, 50% glycerol, pH 7.3.

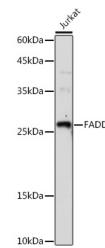
Applications Recommended Dilution

WB	1:200-1:2000
IF	1:50-1:200
IP	1:50-1:200

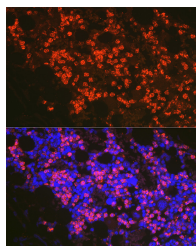
Data



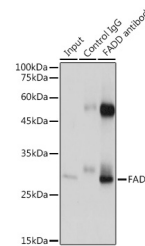
Western blot analysis of extracts of Mouse heart using FADD Polyclonal Antibody at 1:1000 dilution.
Observed MW: 28KDa



Western blot analysis of extracts of Jurkat cells using FADD Polyclonal Antibody at 1:1000 dilution.



Immunofluorescence analysis of mouse bone marrow cells using FADD Polyclonal Antibody at dilution of 1:100 (40x lens). Blue: DAPI for nuclear staining.



Immunoprecipitation analysis of 600ug extracts of Mouse heart cells using 3ug FADD Polyclonal Antibody. Western blot was performed from the immunoprecipitate using FADD Polyclonal Antibody at a dilution of 1:1000.

Preparation & Storage

Storage Store at -20°C. Avoid freeze/thaw cycles.

Background

For Research Use Only

A Reliable Research Partner in Life Science and Medicine

Toll-free: 1-888-852-8623

Tel: 1-832-243-6086

Fax: 1-832-243-6017

Web: www.elabscience.com

Email: techsupport@elabscience.com

FADD Polyclonal Antibody

Catalog Number: E-AB-93254



Apoptotic adaptor molecule that recruits caspase-8 or caspase-10 to the activated Fas (CD95 or TNFR-1) receptors. The resulting aggregate called the death-inducing signaling complex (DISC) performs caspase-8 proteolytic activation. Active caspase-8 initiates the subsequent cascade of caspases mediating apoptosis. Involved in interferon-mediated antiviral immune response, playing a role in the positive regulation of interferon signaling.

For Research Use Only

A Reliable Research Partner in Life Science and Medicine

Toll-free: 1-888-852-8623

Tel: 1-832-243-6086

Fax: 1-832-243-6017

Web: www.elabscience.com

Email: techsupport@elabscience.com