



SZABO SCANDIC

Part of Europa Biosite

Produktinformation



Forschungsprodukte & Biochemikalien



Zellkultur & Verbrauchsmaterial



Diagnostik & molekulare Diagnostik



Laborgeräte & Service

Weitere Information auf den folgenden Seiten!
See the following pages for more information!



Lieferung & Zahlungsart

siehe unsere [Liefer- und Versandbedingungen](#)

Zuschläge

- Mindermengenzuschlag
- Trockeneiszuschlag
- Gefahrgutzuschlag
- Expressversand

SZABO-SCANDIC HandelsgmbH

Quellenstraße 110, A-1100 Wien

T. +43(0)1 489 3961-0

F. +43(0)1 489 3961-7

mail@szabo-scandic.com

www.szabo-scandic.com

[linkedin.com/company/szaboscandic](https://www.linkedin.com/company/szaboscandic) 

IL18 Polyclonal Antibody

Catalog Number: E-AB-93262

Note: Centrifuge before opening to ensure complete recovery of vial contents.

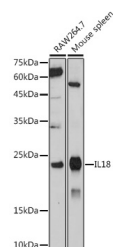
Description

Reactivity	Human, Mouse, Rat
Immunogen	Recombinant fusion protein of mouse IL18
Host	Rabbit
Isotype	IgG
Purification	Affinity purification
Conjugation	Unconjugated
Formulation	PBS with 0.05% proclin300, 50% glycerol, pH7.3.

Applications Recommended Dilution

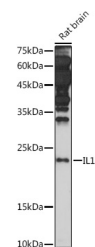
WB	1:500-1:2000
IHC	1:50-1:200

Data

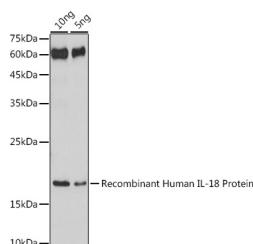


Western blot analysis of extracts of various cell lines using IL18 Polyclonal Antibody at 1:1000 dilution.

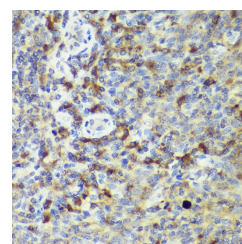
Observed Mw: 22kDa/18kDa
Calculated Mw: 22kDa



Western blot analysis of extracts of Rat brain using IL18 Polyclonal Antibody at 1:1000 dilution.



Western blot analysis of extracts of Recombinant Human IL-18 Protein using IL18 Polyclonal Antibody at 1:1000 dilution.



Immunohistochemistry of paraffin-embedded human tonsil using IL18 Polyclonal Antibody at dilution of 1:50 (40x lens). Perform high pressure antigen retrieval with 10 mM citrate buffer pH 6.0 before commencing with IHC staining protocol.

For Research Use Only

A Reliable Research Partner in Life Science and Medicine

Toll-free: 1-888-852-8623

Web: www.elabscience.com

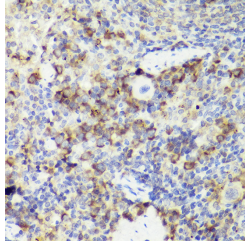
Tel: 1-832-243-6086

Email: techsupport@elabscience.com

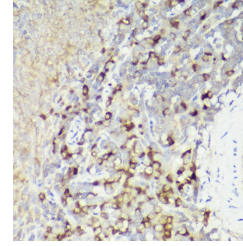
Fax: 1-832-243-6017

IL18 Polyclonal Antibody

Catalog Number: E-AB-93262



Immunohistochemistry of paraffin-embedded mouse spleen using IL18 Polyclonal Antibody at dilution of 1:50 (40x lens). Perform high pressure antigen retrieval with 10 mM citrate buffer pH 6.0 before commencing with IHC staining protocol.



Immunohistochemistry of paraffin-embedded rat spleen using IL18 Polyclonal Antibody at dilution of 1:50 (40x lens). Perform high pressure antigen retrieval

Preparation & Storage

Storage Store at -20°C. Avoid freeze/thaw cycles.

Background

Interleukin-18 (IL-18) is a cytokine that belongs to the IL-1 superfamily and is produced by macrophages and other cells. IL-18 works by binding to the interleukin-18 receptor, and together with IL-12 it induces cell-mediated immunity following infection with microbial products like lipopolysaccharide (LPS). After stimulation with IL-18, natural killer (NK) cells and certain T cells release another important cytokine called interferon- γ (IFN- γ) or type II interferon that plays an important role in activating the macrophages or other cells. The combination of this cytokine and IL12 has been shown to inhibit IL-4 dependent IgE and IgG1 production, and enhance IgG2a production in B cells. IL-18 binding protein (IL18BP) can specifically interact with this cytokine, and thus negatively regulate its biological activity.

For Research Use Only

A Reliable Research Partner in Life Science and Medicine

Toll-free: 1-888-852-8623

Web: www.elabscience.com

Tel: 1-832-243-6086

Email: techsupport@elabscience.com

Fax: 1-832-243-6017