



SZABO SCANDIC

Part of Europa Biosite

Produktinformation



Forschungsprodukte & Biochemikalien



Zellkultur & Verbrauchsmaterial



Diagnostik & molekulare Diagnostik



Laborgeräte & Service

Weitere Information auf den folgenden Seiten!
See the following pages for more information!



Lieferung & Zahlungsart

siehe unsere [Liefer- und Versandbedingungen](#)

Zuschläge

- Mindermengenzuschlag
- Trockeneiszuschlag
- Gefahrgutzuschlag
- Expressversand

SZABO-SCANDIC HandelsgmbH

Quellenstraße 110, A-1100 Wien

T. +43(0)1 489 3961-0

F. +43(0)1 489 3961-7

mail@szabo-scandic.com

www.szabo-scandic.com

[linkedin.com/company/szaboscandic](https://www.linkedin.com/company/szaboscandic) 

(KO Validated) Fatty Acid Synthase Polyclonal Antibody

Catalog Number: E-AB-93291

Note: Centrifuge before opening to ensure complete recovery of vial contents.

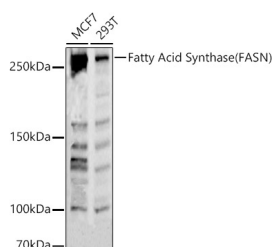
Description

Reactivity	Human,Rat
Immunogen	Recombinant fusion protein of human Fatty Acid Synthase
Host	Rabbit
Isotype	IgG
Purification	Affinity purification
Conjugation	Unconjugated
Formulation	PBS with 0.05% proclin300,50% glycerol,pH7.3.

Applications Recommended Dilution

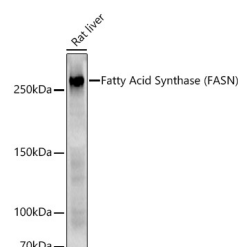
WB 1:500-1:2000

Data




Western blot analysis of various lysates using Fatty Acid Synthase Polyclonal Antibody at 1:1000 dilution.

Observed Mw:273KDa
Calculated Mw:273kDa



Western blot analysis of Rat liver using Fatty Acid Synthase Polyclonal Antibody at 1:1000 dilution.



Western blot analysis of extracts from wild type (WT) and Fatty Acid Synthase (FASN) Polyclonal Antibody knockout (KO) HeLa cells using Fatty Acid Synthase (FASN) Polyclonal Antibody at 1:1000 dilution.

Preparation & Storage

Storage Store at -20°C. Avoid freeze/thaw cycles.

Background

The enzyme encoded by this gene is a multifunctional protein. Its main function is to catalyze the synthesis of palmitate

For Research Use Only

A Reliable Research Partner in Life Science and Medicine

Toll-free: 1-888-852-8623

Web: www.elabscience.com

Tel: 1-832-243-6086

Email: techsupport@elabscience.com

Fax: 1-832-243-6017

(KO Validated) Fatty Acid Synthase Polyclonal Antibody



Catalog Number: E-AB-93291

from acetyl-CoA and malonyl-CoA, in the presence of NADPH, into long-chain saturated fatty acids. In some cancer cell lines, this protein has been found to be fused with estrogen receptor-alpha (ER-alpha), in which the N-terminus of FAS is fused in-frame with the C-terminus of ER-alpha.

For Research Use Only

A Reliable Research Partner in Life Science and Medicine

Toll-free: 1-888-852-8623

Tel: 1-832-243-6086

Fax: 1-832-243-6017

Web: www.elabscience.com

Email: techsupport@elabscience.com