



# SZABO SCANDIC

Part of Europa Biosite

## Produktinformation



Forschungsprodukte & Biochemikalien



Zellkultur & Verbrauchsmaterial



Diagnostik & molekulare Diagnostik



Laborgeräte & Service

Weitere Information auf den folgenden Seiten!  
See the following pages for more information!



### Lieferung & Zahlungsart

siehe unsere [Liefer- und Versandbedingungen](#)

### Zuschläge

- Mindermengenzuschlag
- Trockeneiszuschlag
- Gefahrgutzuschlag
- Expressversand

### SZABO-SCANDIC HandelsgmbH

Quellenstraße 110, A-1100 Wien

T. +43(0)1 489 3961-0

F. +43(0)1 489 3961-7

[mail@szabo-scandic.com](mailto:mail@szabo-scandic.com)

[www.szabo-scandic.com](http://www.szabo-scandic.com)

[linkedin.com/company/szaboscandic](https://www.linkedin.com/company/szaboscandic) 

# SIRT3 Polyclonal Antibody

Catalog Number: E-AB-93293



**Note:** Centrifuge before opening to ensure complete recovery of vial contents.

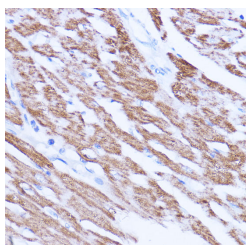
## Description

<b>Reactivity</b>	Human
<b>Immunogen</b>	A synthetic peptide of human SIRT3
<b>Host</b>	Rabbit
<b>Isotype</b>	IgG
<b>Purification</b>	Affinity purification
<b>Conjugation</b>	Unconjugated
<b>Formulation</b>	PBS with 0.05% proclin300, 50% glycerol, pH 7.3.

## Applications Recommended Dilution

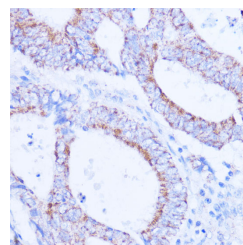
<b>IHC</b>	1:50-1:200
------------	------------

## Data

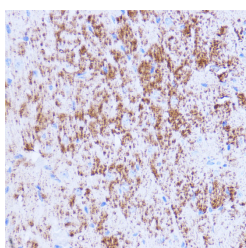


Immunohistochemistry of paraffin-embedded rat heart using SIRT3 Polyclonal Antibody at dilution of 1:100 (40x lens). Perform microwave antigen retrieval with 10 mM PBS buffer pH 7.2 before commencing with IHC staining protocol.

**Observed Mw: Refer to figures**  
**Calculated Mw: 28kDa/43kDa**



Immunohistochemistry of paraffin-embedded human colon carcinoma using SIRT3 Polyclonal Antibody at dilution of 1:100 (40x lens). Perform microwave antigen retrieval with 10 mM PBS buffer pH 7.2 before commencing with IHC staining protocol.



Immunohistochemistry of paraffin-embedded mouse heart using SIRT3 Polyclonal Antibody at dilution of 1:100 (40x lens). Perform microwave antigen retrieval with 10 mM PBS buffer pH 7.2 before commencing with IHC staining protocol.

## Preparation & Storage

**Storage** Store at -20°C. Avoid freeze/thaw cycles.

## For Research Use Only

A Reliable Research Partner in Life Science and Medicine

Toll-free: 1-888-852-8623

Web: [www.elabscience.com](http://www.elabscience.com)

Tel: 1-832-243-6086

Email: [techsupport@elabscience.com](mailto:techsupport@elabscience.com)

Fax: 1-832-243-6017

# SIRT3 Polyclonal Antibody

Catalog Number: E-AB-93293



## Background

This gene encodes a member of the sirtuin family of proteins, homologs to the yeast Sir2 protein. Members of the sirtuin family are characterized by a sirtuin core domain and grouped into four classes. The functions of human sirtuins have not yet been determined; however, yeast sirtuin proteins are known to regulate epigenetic gene silencing and suppress recombination of rDNA. Studies suggest that the human sirtuins may function as intracellular regulatory proteins with mono-ADP-ribosyltransferase activity. The protein encoded by this gene is included in class I of the sirtuin family. Two alternatively spliced transcript variants that encode different proteins have been described for this gene.

## For Research Use Only

A Reliable Research Partner in Life Science and Medicine

Toll-free: 1-888-852-8623

Web: [www.elabscience.com](http://www.elabscience.com)

Tel: 1-832-243-6086

Email: [techsupport@elabscience.com](mailto:techsupport@elabscience.com)

Fax: 1-832-243-6017