



SZABO SCANDIC

Part of Europa Biosite

Produktinformation



Forschungsprodukte & Biochemikalien



Zellkultur & Verbrauchsmaterial



Diagnostik & molekulare Diagnostik



Laborgeräte & Service

Weitere Information auf den folgenden Seiten!
See the following pages for more information!



Lieferung & Zahlungsart

siehe unsere [Liefer- und Versandbedingungen](#)

Zuschläge

- Mindermengenzuschlag
- Trockeneiszuschlag
- Gefahrgutzuschlag
- Expressversand

SZABO-SCANDIC HandelsgmbH

Quellenstraße 110, A-1100 Wien

T. +43(0)1 489 3961-0

F. +43(0)1 489 3961-7

mail@szabo-scandic.com

www.szabo-scandic.com

[linkedin.com/company/szaboscandic](https://www.linkedin.com/company/szaboscandic) 

IP3R Polyclonal Antibody

Catalog Number: E-AB-93302



Note: Centrifuge before opening to ensure complete recovery of vial contents.

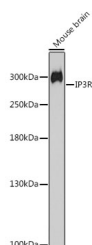
Description

Reactivity	Human, Mouse, Rat
Immunogen	A synthetic peptide of human IP3R
Host	Rabbit
Isotype	IgG
Purification	Affinity purification
Conjugation	Unconjugated
Formulation	PBS with 0.02% sodium azide, 50% glycerol, pH 7.3.

Applications Recommended Dilution

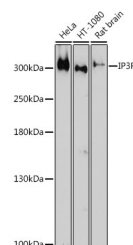
WB	1:500-1:2000
IF	1:50-1:200

Data

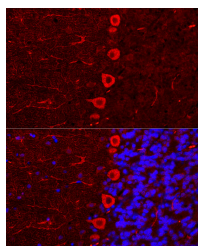


Western blot analysis of extracts of Mouse brain using IP3R Polyclonal Antibody at 1:1000 dilution.

Observed Mw: Refer to figures
Calculated Mw: 306-313 kDa



Western blot analysis of extracts of various cell lines using IP3R Polyclonal Antibody at 1:1000 dilution.



Immunofluorescence analysis of U2OS cells using IP3R Polyclonal Antibody at dilution of 1:100. Perform microwave antigen retrieval with 10 mM citrate buffer pH 6.0 before commencing with IF staining protocol. Blue: DAPI for nuclear staining.

Preparation & Storage

Storage Store at -20°C. Avoid freeze/thaw cycles.

Background

This gene encodes an intracellular receptor for inositol 1,4,5-trisphosphate. Upon stimulation by inositol

For Research Use Only

A Reliable Research Partner in Life Science and Medicine

Toll-free: 1-888-852-8623

Web: www.elabscience.com

Tel: 1-832-243-6086

Email: techsupport@elabscience.com

Fax: 1-832-243-6017

IP3R Polyclonal Antibody

Catalog Number: E-AB-93302



1,4,5-trisphosphate, this receptor mediates calcium release from the endoplasmic reticulum. Mutations in this gene cause spinocerebellar ataxia type 15, a disease associated with a heterogeneous group of cerebellar disorders. Multiple transcript variants have been identified for this gene.

For Research Use Only

A Reliable Research Partner in Life Science and Medicine

Toll-free: 1-888-852-8623

Tel: 1-832-243-6086

Fax: 1-832-243-6017

Web: www.elabscience.com

Email: techsupport@elabscience.com