



# SZABO SCANDIC

Part of Europa Biosite

## Produktinformation



Forschungsprodukte & Biochemikalien



Zellkultur & Verbrauchsmaterial



Diagnostik & molekulare Diagnostik



Laborgeräte & Service

Weitere Information auf den folgenden Seiten!  
See the following pages for more information!



### Lieferung & Zahlungsart

siehe unsere [Liefer- und Versandbedingungen](#)

### Zuschläge

- Mindermengenzuschlag
- Trockeneiszuschlag
- Gefahrgutzuschlag
- Expressversand

### SZABO-SCANDIC HandelsgmbH

Quellenstraße 110, A-1100 Wien

T. +43(0)1 489 3961-0

F. +43(0)1 489 3961-7

[mail@szabo-scandic.com](mailto:mail@szabo-scandic.com)

[www.szabo-scandic.com](http://www.szabo-scandic.com)

[linkedin.com/company/szaboscandic](https://www.linkedin.com/company/szaboscandic) 

# MyD88 Polyclonal Antibody

Catalog Number: E-AB-93306



**Note:** Centrifuge before opening to ensure complete recovery of vial contents.

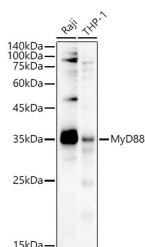
## Description

<b>Reactivity</b>	Human, Mouse, Rat
<b>Immunogen</b>	Recombinant fusion protein of human MyD88
<b>Host</b>	Rabbit
<b>Isotype</b>	IgG
<b>Purification</b>	Affinity purification
<b>Conjugation</b>	Unconjugated
<b>Formulation</b>	PBS with 0.01% thiomersal, 50% glycerol, pH 7.3.

## Applications Recommended Dilution

<b>WB</b>	1:500-1:2000
<b>IF</b>	1:50-1:200

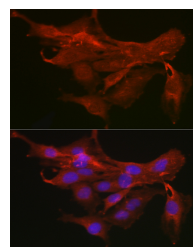
## Data



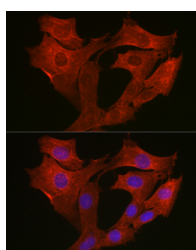
Western blot analysis of extracts of various cell lines using MyD88 Polyclonal Antibody at 1:1500 dilution.

**Observed Mw: 33kDa**  
**Calculated**

**Mw: 15kDa/20kDa/28kDa/31kDa/33kDa/34kDa**



Immunofluorescence analysis of C6 cells using [KO Validated] MyD88 Polyclonal Antibody at dilution of 1:200 (40x lens). Blue: DAPI for nuclear staining.



Immunofluorescence analysis of NIH/3T3 cells using [KO Validated] MyD88 Polyclonal Antibody at dilution of 1:200 (40x lens). Blue: DAPI for nuclear staining.

## Preparation & Storage

**Storage** Store at -20°C. Avoid freeze/thaw cycles.

## Background

### For Research Use Only

A Reliable Research Partner in Life Science and Medicine

Toll-free: 1-888-852-8623

Web: [www.elabscience.com](http://www.elabscience.com)

Tel: 1-832-243-6086

Email: [techsupport@elabscience.com](mailto:techsupport@elabscience.com)

Fax: 1-832-243-6017

# MyD88 Polyclonal Antibody

Catalog Number: E-AB-93306



This gene encodes a cytosolic adapter protein that plays a central role in the innate and adaptive immune response. This protein functions as an essential signal transducer in the interleukin-1 and Toll-like receptor signaling pathways. These pathways regulate that activation of numerous proinflammatory genes. The encoded protein consists of an N-terminal death domain and a C-terminal Toll-interleukin1 receptor domain. Patients with defects in this gene have an increased susceptibility to pyogenic bacterial infections. Alternate splicing results in multiple transcript variants.

---

## For Research Use Only

A Reliable Research Partner in Life Science and Medicine

Toll-free: 1-888-852-8623

Tel: 1-832-243-6086

Fax: 1-832-243-6017

Web: [www.elabscience.com](http://www.elabscience.com)

Email: [techsupport@elabscience.com](mailto:techsupport@elabscience.com)