



SZABO SCANDIC

Part of Europa Biosite

Produktinformation



Forschungsprodukte & Biochemikalien



Zellkultur & Verbrauchsmaterial



Diagnostik & molekulare Diagnostik



Laborgeräte & Service

Weitere Information auf den folgenden Seiten!
See the following pages for more information!



Lieferung & Zahlungsart

siehe unsere [Liefer- und Versandbedingungen](#)

Zuschläge

- Mindermengenzuschlag
- Trockeneiszuschlag
- Gefahrgutzuschlag
- Expressversand

SZABO-SCANDIC HandelsgmbH

Quellenstraße 110, A-1100 Wien

T. +43(0)1 489 3961-0

F. +43(0)1 489 3961-7

mail@szabo-scandic.com

www.szabo-scandic.com

[linkedin.com/company/szaboscandic](https://www.linkedin.com/company/szaboscandic) 

NADPH oxidase 4 (NOX4) Polyclonal Antibody

Catalog Number: E-AB-93356



Note: Centrifuge before opening to ensure complete recovery of vial contents.

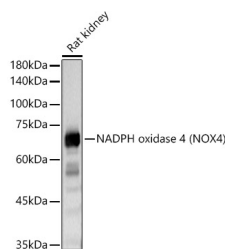
Description

Reactivity	Mouse, Rat
Immunogen	Recombinant fusion protein of human NADPH oxidase 4
Host	Rabbit
Isotype	IgG
Purification	Affinity purification
Conjugation	Unconjugated
Formulation	PBS with 0.01% thiomersal, 50% glycerol, pH 7.3.

Applications Recommended Dilution

WB	1:500-1:2000
IHC	1:50-1:100

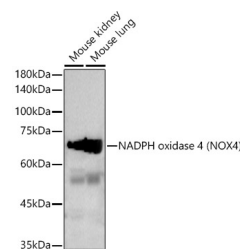
Data



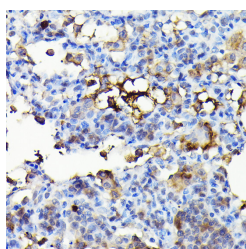
Western blot analysis of extracts of various cell lines using NADPH oxidase 4 Polyclonal Antibody at 1:1000 dilution.

Observed Mw: 67 kDa

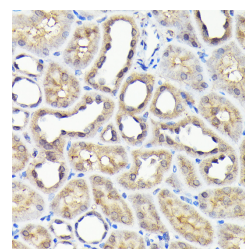
Calculated Mw: 6 kDa/25-31 kDa/58-66 kDa



Western blot analysis of extracts of various cell lines using NADPH oxidase 4 Polyclonal Antibody at 1:1000 dilution.



Immunohistochemistry of paraffin-embedded rat lung using NADPH oxidase 4 Polyclonal Antibody at dilution of 1:100 (40x lens). Perform high pressure antigen retrieval with 10 mM citrate buffer pH 6.0 before commencing with IHC staining protocol.



Immunohistochemistry of paraffin-embedded rat kidney using NADPH oxidase 4 Polyclonal Antibody at dilution of 1:100 (40x lens). Perform high pressure antigen retrieval with 10 mM citrate buffer pH 6.0 before commencing with IHC staining protocol.

Preparation & Storage

Storage Store at -20°C. Avoid freeze/thaw cycles.

Background

For Research Use Only

A Reliable Research Partner in Life Science and Medicine

Toll-free: 1-888-852-8623

Web: www.elabscience.com

Tel: 1-832-243-6086

Email: techsupport@elabscience.com

Fax: 1-832-243-6017

NADPH oxidase 4 (NOX4) Polyclonal Antibody

Catalog Number: E-AB-93356



This gene encodes a member of the NOX-family of enzymes that functions as the catalytic subunit the NADPH oxidase complex. The encoded protein is localized to non-phagocytic cells where it acts as an oxygen sensor and catalyzes the reduction of molecular oxygen to various reactive oxygen species (ROS). The ROS generated by this protein have been implicated in numerous biological functions including signal transduction, cell differentiation and tumor cell growth. A pseudogene has been identified on the other arm of chromosome 11. Alternative splicing results in multiple transcript variants.

For Research Use Only

A Reliable Research Partner in Life Science and Medicine

Toll-free: 1-888-852-8623

Tel: 1-832-243-6086

Fax: 1-832-243-6017

Web: www.elabscience.com

Email: techsupport@elabscience.com