



SZABO SCANDIC

Part of Europa Biosite

Produktinformation



Forschungsprodukte & Biochemikalien



Zellkultur & Verbrauchsmaterial



Diagnostik & molekulare Diagnostik



Laborgeräte & Service

Weitere Information auf den folgenden Seiten!
See the following pages for more information!



Lieferung & Zahlungsart

siehe unsere [Liefer- und Versandbedingungen](#)

Zuschläge

- Mindermengenzuschlag
- Trockeneiszuschlag
- Gefahrgutzuschlag
- Expressversand

SZABO-SCANDIC HandelsgmbH

Quellenstraße 110, A-1100 Wien

T. +43(0)1 489 3961-0

F. +43(0)1 489 3961-7

mail@szabo-scandic.com

www.szabo-scandic.com

[linkedin.com/company/szaboscandic](https://www.linkedin.com/company/szaboscandic) 



UK Office

Everest Biotech Ltd

Cherwell Innovation Centre
77 Heyford Park
Upper Heyford
Oxfordshire
OX25 5HD
UK

Enquiries:

info@everestbiotech.com

Sales:

sales@everestbiotech.com

Tech support:

support@everestbiotech.com

Tel: +44 (0)1869 238326

Fax: +44 (0)1869 238327

US Office

Everest Biotech c/o Abcore

405 Maple Street, Suite A106
Ramona,
CA 92065
USA

Inquiries:

info@everestbiotech.com

Sales:

usasales@everestbiotech.com

Tech support:

support@everestbiotech.com

Tel: 888-320-4628 (toll-free)

Fax: 888-841-9041

www.everestbiotech.com

**Research Use Only. Not for
diagnostic or therapeutic use.**

EB05932 - Goat Anti-TRIM5 / RNF88 Antibody

Size: 100µg specific antibody in 200µl



Target Protein

Principal Names: TRIM5, RNF88, tripartite motif-containing 5, TRIM5alpha, tripartite motif protein 5, tripartite motif protein TRIM5, OTTHUMP0000069812, tripartite motif protein TRIM, tripartite motif-containing protein 5 alpha

Official Symbol: TRIM5

Accession Number(s): NP_149023.1; NP_149083.1; NP_149084.1

Human GeneID(s): [85363](#)

Important Comments: This antibody is expected to recognise all three human isoforms of this protein.

Immunogen

Peptide with sequence ASGILVNVKEEVTC, from the N Terminus of the protein sequence according to NP_149023.1; NP_149083.1; NP_149084.1.

Please note the [peptide](#) is available for sale.

Purification and Storage

Purified from goat serum by ammonium sulphate precipitation followed by antigen affinity chromatography using the immunizing peptide.

Supplied at 0.5 mg/ml in Tris saline, 0.02% sodium azide, pH7.3 with 0.5% bovine serum albumin.

Aliquot and store at -20°C. Minimize freezing and thawing.

Applications Tested

Peptide ELISA: antibody detection limit dilution 1:16000.

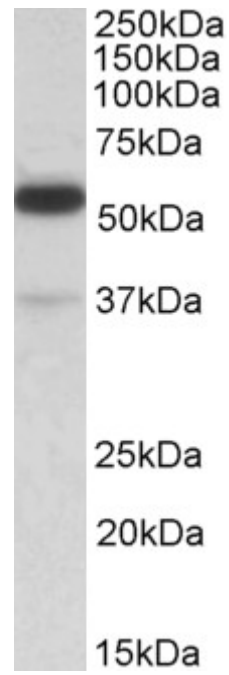
Western blot: Approx 55 and 37kDa bands observed in Human Thymus lysates (calculated MW of 56.3kDa according to NP_149023.1 and of 37.7kDa according to NP_149084.1). Recommended concentration: 1-3µg/ml. Primary incubation was 1 hour.

IHC: Paraffin embedded Human Colon. Recommended concentration: 3µg/ml.

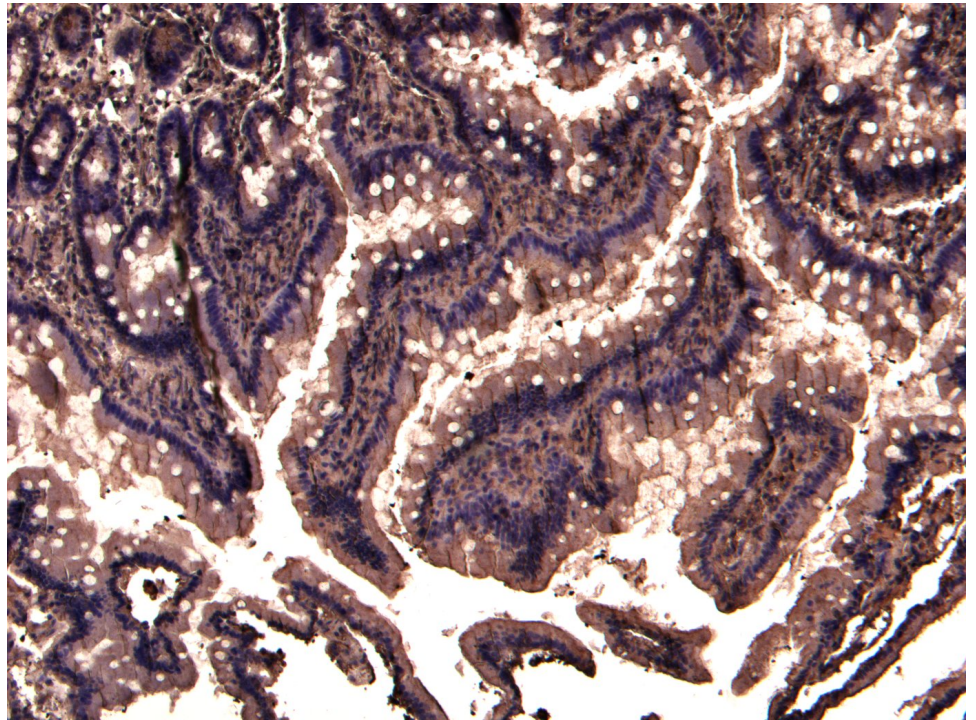
Species Reactivity

Tested: Human

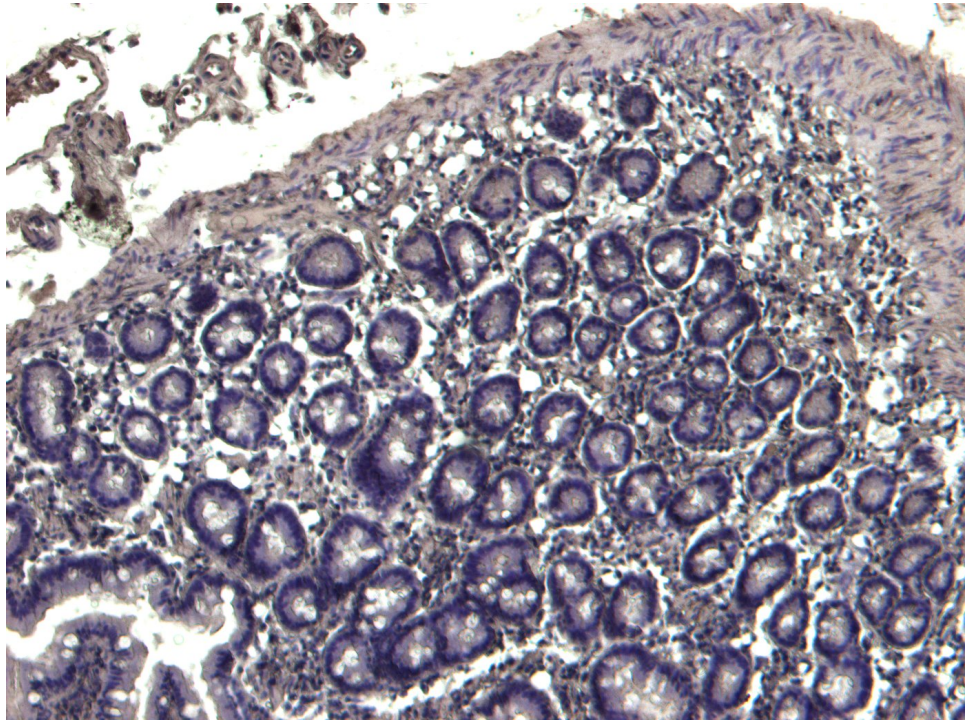
Expected from sequence similarity: Human



EB05932 (1.0 μ g/ml) staining of Human Thymus lysate (35 μ g protein in RIPA buffer) with (B) and without (A) blocking with the immunizing peptide. Detected by chemiluminescence.



EB05932 (3 μ g/ml) staining of paraffin embedded Human Colon. Heat induced antigen retrieval with citrate buffer pH 6, HRP-staining.



EB05932 Negative Control showing staining of paraffin embedded Human Colon, with no primary antibody.