



# SZABO SCANDIC

Part of Europa Biosite

## Produktinformation



Forschungsprodukte & Biochemikalien



Zellkultur & Verbrauchsmaterial



Diagnostik & molekulare Diagnostik



Laborgeräte & Service

Weitere Information auf den folgenden Seiten!  
See the following pages for more information!



### Lieferung & Zahlungsart

siehe unsere [Liefer- und Versandbedingungen](#)

### Zuschläge

- Mindermengenzuschlag
- Trockeneiszuschlag
- Gefahrgutzuschlag
- Expressversand

### SZABO-SCANDIC HandelsgmbH

Quellenstraße 110, A-1100 Wien

T. +43(0)1 489 3961-0

F. +43(0)1 489 3961-7

[mail@szabo-scandic.com](mailto:mail@szabo-scandic.com)

[www.szabo-scandic.com](http://www.szabo-scandic.com)

[linkedin.com/company/szaboscandic](https://www.linkedin.com/company/szaboscandic) 



## UK Office

### Everest Biotech Ltd

Cherwell Innovation Centre  
77 Heyford Park  
Upper Heyford  
Oxfordshire  
OX25 5HD  
UK

Enquiries:

[info@everestbiotech.com](mailto:info@everestbiotech.com)

Sales:

[sales@everestbiotech.com](mailto:sales@everestbiotech.com)

Tech support:

[support@everestbiotech.com](mailto:support@everestbiotech.com)

Tel: +44 (0)1869 238326

Fax: +44 (0)1869 238327

## US Office

### Everest Biotech c/o Abcore

405 Maple Street, Suite A106  
Ramona,  
CA 92065  
USA

Inquiries:

[info@everestbiotech.com](mailto:info@everestbiotech.com)

Sales:

[usasales@everestbiotech.com](mailto:usasales@everestbiotech.com)

Tech support:

[support@everestbiotech.com](mailto:support@everestbiotech.com)

Tel: 888-320-4628 (toll-free)

Fax: 888-841-9041

[www.everestbiotech.com](http://www.everestbiotech.com)

**Research Use Only. Not for  
diagnostic or therapeutic use.**

## EB08631 - Goat Anti-Ankyrin G Antibody

Size: 100µg specific antibody in 200µl



### Target Protein

**Principal Names:** ANK3, ankyrin 3, node of Ranvier (ankyrin G), RP11-369L1.1, ANKYRIN-G, FLJ45464, ankyrin 3, ankyrin G119, ankyrin-3, node of Ranvier

**Official Symbol:** ANK3

**Accession Number(s):** NP\_066267.2; NP\_001140.2

**Human GeneID(s):** [288](#)

**Important Comments:** This antibody is expected to recognise both reported isoforms (NP\_001140.2; NP\_066267.2)

### Immunogen

Peptide with sequence C-SWQNETSSGNLE, from the internal region of the protein sequence according to NP\_066267.2; NP\_001140.2.

Please note the [peptide](#) is available for sale.

### Purification and Storage

Purified from goat serum by ammonium sulphate precipitation followed by antigen affinity chromatography using the immunizing peptide.

Supplied at 0.5 mg/ml in Tris saline, 0.02% sodium azide, pH7.3 with 0.5% bovine serum albumin.

Aliquot and store at -20°C. Minimize freezing and thawing.

### Applications Tested

**Peptide ELISA:** antibody detection limit dilution 1:16000.

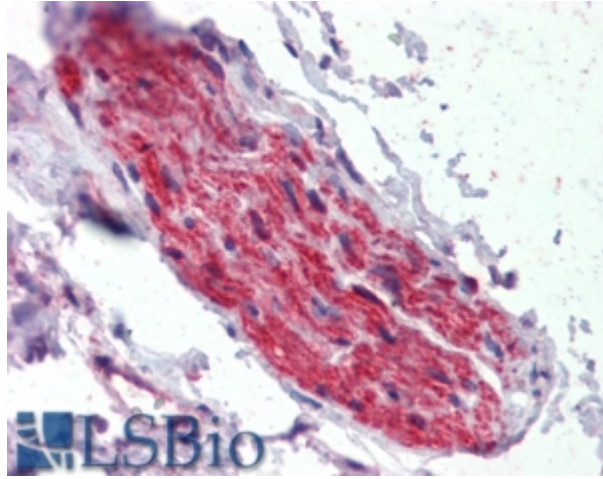
**IHC:** Paraffin embedded Prostate and Human Brain (Cerebellum). Recommended concentration: 3.75µg/ml.

Cryosection of immersion-fixed (1% PFA/0.5% methanol) Human Hypothalamus. Optimal dilution: 1:5000. \*Vibratome prepared sample for optimal labelling.

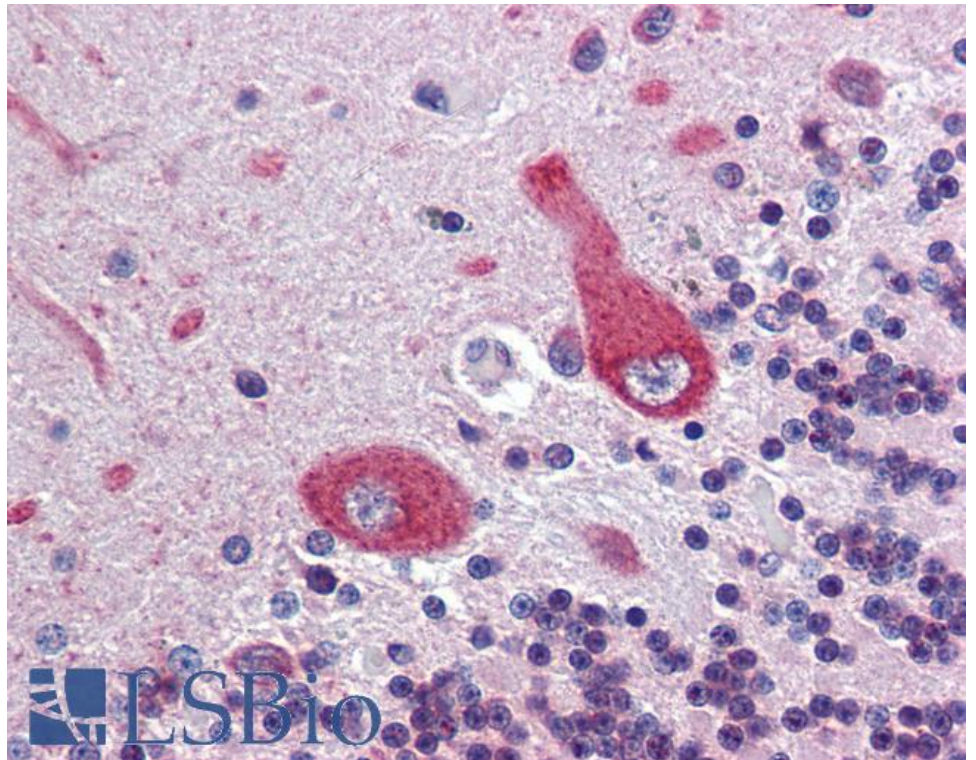
### Species Reactivity

**Tested:** Human


**Expected from sequence similarity:** Human, Mouse, Rat, Cow



EB08631 (3.75µg/ml) staining of paraffin embedded Human Prostate. Steamed antigen retrieval with citrate buffer pH 6, AP-staining.



EB08631 (3.75µg/ml) staining of paraffin embedded Human Cerebellum. Steamed antigen retrieval with citrate buffer pH 6, AP-staining.



EB08631 (1:5000) immunostaining of ankyrin G-positive axon initial segments in cryosection of an immersion-fixed (1% PFA/0.5% methanol) Human Hypothalamus\*. Antigen retrieval with citrate buffer Ph 6 at 80C for 30min. HRP-staining with Ni-DAB, after Biotin-SP-anti-goat (IgG) method. Data obtained by Drs. Éva Rumpler and Erik Hrabovszky, Inst, Exp, Med, Budapest, Hungary.