



# SZABO SCANDIC

Part of Europa Biosite

## Produktinformation



Forschungsprodukte & Biochemikalien



Zellkultur & Verbrauchsmaterial



Diagnostik & molekulare Diagnostik



Laborgeräte & Service

Weitere Information auf den folgenden Seiten!  
See the following pages for more information!



### Lieferung & Zahlungsart

siehe unsere [Liefer- und Versandbedingungen](#)

### Zuschläge

- Mindermengenzuschlag
- Trockeneiszuschlag
- Gefahrgutzuschlag
- Expressversand

### SZABO-SCANDIC HandelsgmbH

Quellenstraße 110, A-1100 Wien

T. +43(0)1 489 3961-0

F. +43(0)1 489 3961-7

[mail@szabo-scandic.com](mailto:mail@szabo-scandic.com)

[www.szabo-scandic.com](http://www.szabo-scandic.com)

[linkedin.com/company/szaboscandic](https://www.linkedin.com/company/szaboscandic) 



## UK Office

### Everest Biotech Ltd

Cherwell Innovation Centre  
77 Heyford Park  
Upper Heyford  
Oxfordshire  
OX25 5HD  
UK

Enquiries:

[info@everestbiotech.com](mailto:info@everestbiotech.com)

Sales:

[sales@everestbiotech.com](mailto:sales@everestbiotech.com)

Tech support:

[support@everestbiotech.com](mailto:support@everestbiotech.com)

Tel: +44 (0)1869 238326

Fax: +44 (0)1869 238327

## US Office

### Everest Biotech c/o Abcore

405 Maple Street, Suite A106  
Ramona,  
CA 92065  
USA

Inquiries:

[info@everestbiotech.com](mailto:info@everestbiotech.com)

Sales:

[usasales@everestbiotech.com](mailto:usasales@everestbiotech.com)

Tech support:

[support@everestbiotech.com](mailto:support@everestbiotech.com)

Tel: 888-320-4628 (toll-free)

Fax: 888-841-9041

[www.everestbiotech.com](http://www.everestbiotech.com)

**Research Use Only. Not for  
diagnostic or therapeutic use.**

## EB08711 - Goat Anti-ABCD4 Antibody

Size: 100µg specific antibody in 200µl



### Target Protein

**Principal Names:** ABCD4, ATP-binding cassette, sub-family D (ALD), member 4, ABC41, EST352188, P70R, P79R, PMP69, PXMP1L, ATP-binding cassette, sub-family D, member 4, peroxisomal membrane protein 1-like

**Official Symbol:** ABCD4

**Accession Number(s):** NP\_005041.1

**Human GeneID(s):** [5826](#)

**Non-Human GeneID(s):** 19300 (mouse), 299196 (rat)

**Important Comments:** Reported variants represent identical protein: NP\_064719.1  
NP\_064731.1 NP\_064720.1 NP\_064730.1

### Immunogen

Peptide with sequence C-RDDIDNPDQRISQD, from the internal region of the protein sequence according to NP\_005041.1.

Please note the [peptide](#) is available for sale.

### Purification and Storage

Purified from goat serum by ammonium sulphate precipitation followed by antigen affinity chromatography using the immunizing peptide.

Supplied at 0.5 mg/ml in Tris saline, 0.02% sodium azide, pH7.3 with 0.5% bovine serum albumin.

Aliquot and store at -20°C. Minimize freezing and thawing.

### Applications Tested

**Peptide ELISA:** antibody detection limit dilution 1:8000.


**Western blot:** Approx 70kDa band observed in lysates of cell lines Jurkat and MOLT4 (calculated MW of 68.6kDa according to NP\_005041.1). Recommended concentration: 0.3-1µg/ml. Primary incubation was 1 hour.

**IHC:** Paraffin embedded Human Testis and Kidney. Recommended concentration: 3.75µg/ml.

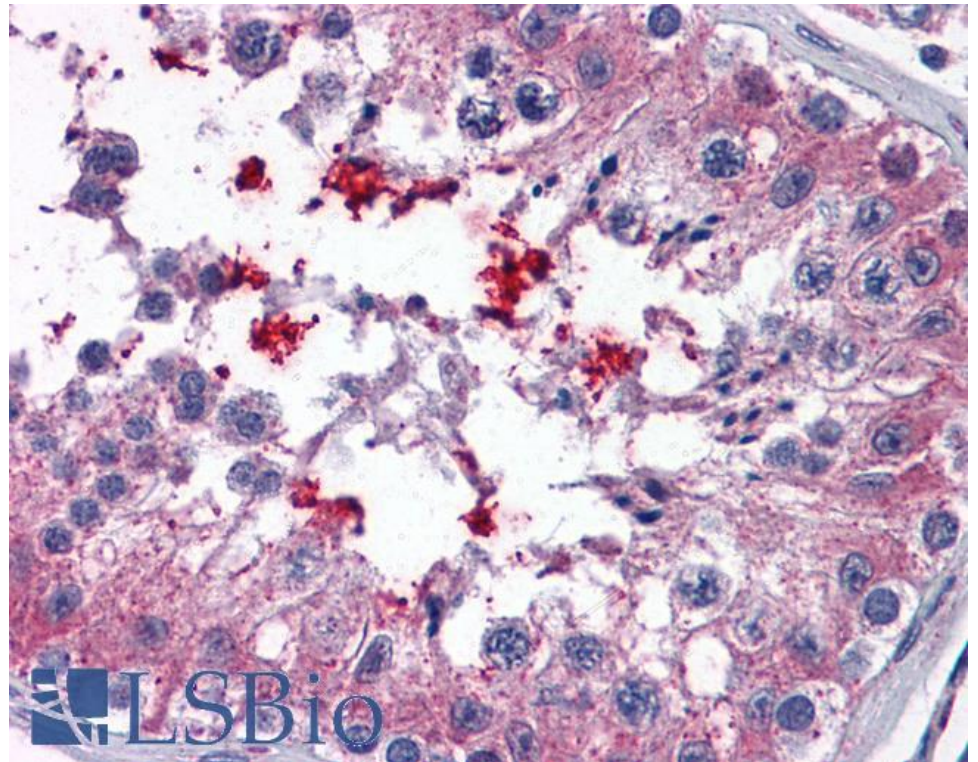
### Species Reactivity

**Tested:** Human

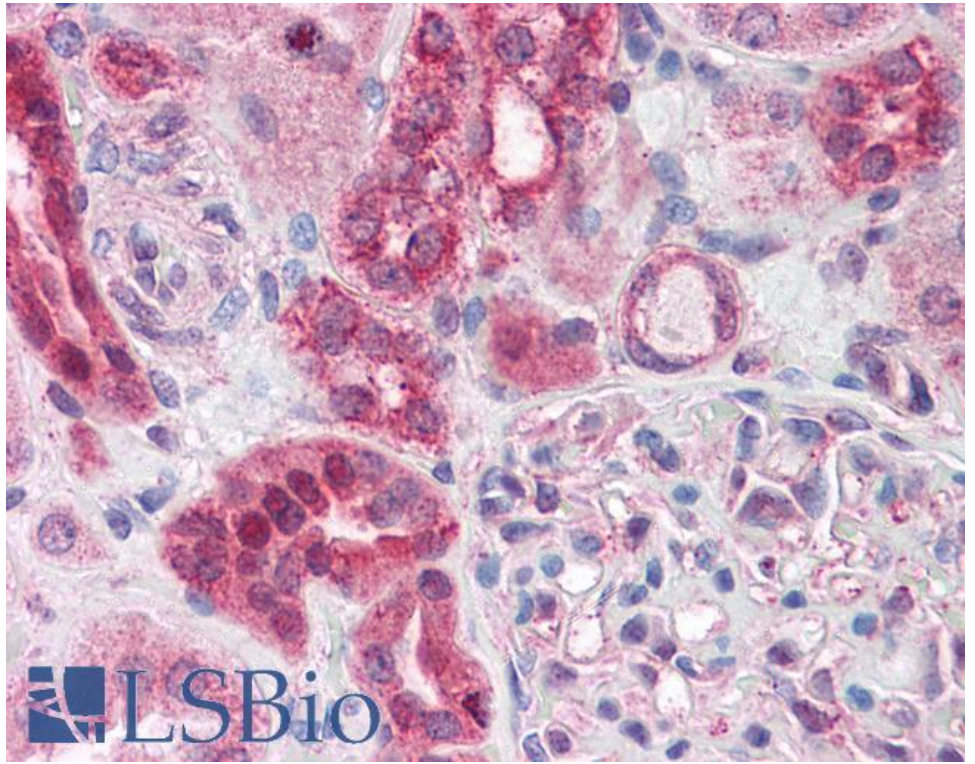
**Expected from sequence similarity:** Human, Mouse, Rat, Dog



EB08711 (0.3 $\mu$ g/ml) staining of Jurkat lysate (35 $\mu$ g protein in RIPA buffer). Detected with chemiluminescence.



EB08711 (3.75 $\mu$ g/ml) staining of paraffin embedded Human Testis. Steamed antigen retrieval with citrate buffer pH 6, AP-staining.



EB08711 (3.75µg/ml) staining of paraffin embedded Human Kidney. Steamed antigen retrieval with citrate buffer pH 6, AP-staining.