



SZABO SCANDIC

Part of Europa Biosite

Produktinformation



Forschungsprodukte & Biochemikalien



Zellkultur & Verbrauchsmaterial



Diagnostik & molekulare Diagnostik



Laborgeräte & Service

Weitere Information auf den folgenden Seiten!
See the following pages for more information!



Lieferung & Zahlungsart

siehe unsere [Liefer- und Versandbedingungen](#)

Zuschläge

- Mindermengenzuschlag
- Trockeneiszuschlag
- Gefahrgutzuschlag
- Expressversand

SZABO-SCANDIC HandelsgmbH

Quellenstraße 110, A-1100 Wien

T. +43(0)1 489 3961-0

F. +43(0)1 489 3961-7

mail@szabo-scandic.com

www.szabo-scandic.com

[linkedin.com/company/szaboscandic](https://www.linkedin.com/company/szaboscandic) 

DARPP-32 (phospho Thr34) antibody

Cat No. GTX00802

Host	Rabbit
Clonality	Polyclonal
Isotype	IgG
Application	WB, ICC/IF, IHC-P, ELISA
Reactivity	Human, Mouse, Rat

Package
100 µl

APPLICATION

Application Note

*Optimal dilutions/concentrations should be determined by the researcher.

Suggested dilution	Dilution
WB	1:500-1:2000
ICC/IF	1:100-1:500
IHC-P	1:50-1:200
ELISA	Assay dependent

Not tested in other applications.

Calculated MW 23 kDa. ([Note](#))

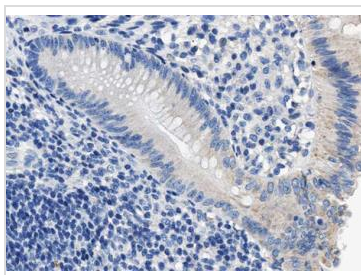
PROPERTIES

Form	Liquid
Buffer	PBS pH 7.4, 150mM NaCl, 0.02% sodium azide, 50% glycerol
Storage	Store as concentrated solution. Centrifuge briefly prior to opening vial. For short-term storage (1-2 weeks), store at 4°C. For long-term storage, aliquot and store at -20°C or below. Avoid multiple freeze-thaw cycles.
Concentration	1 mg/ml (Please refer to the vial label for the specific concentration.)
Immunogen	A synthesized peptide derived from human DARPP-32 around the phosphorylation site of Thr34.
Purification	Purified by sequential chromatography on phospho-peptide and non-phospho-peptide columns From serum
Conjugation	Unconjugated
Note	For laboratory use only. Not for any clinical, therapeutic, or diagnostic use in humans or animals. Not for animal or human consumption.



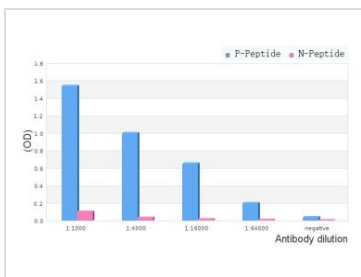
For full product information, images and publications, please visit our [website](#).

DATA IMAGES




GTX00802 IHC-P Image

IHC-P analysis of human colon cancer tissue sections using GTX00802 DARPP-32 (phospho Thr34) antibody.
 Antigen retrieval : Heat mediated antigen retrieval step in citrate buffer
 Dilution : 1:100



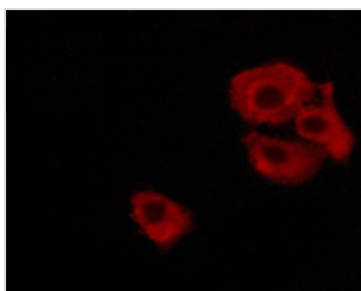
GTX00802 ELISA Image

ELISA analysis of phospho- and non-phospho-immunogen peptide using GTX00802 DARPP-32 (phospho Thr34) antibody.
 P-peptide : phospho-peptide
 N-peptide : non-phospho-peptide
 Peptides concentration : 1µg/ml



GTX00802 WB Image

WB analysis of rat kidney and mouse brain tissue lysates using GTX00802 DARPP-32 (phospho Thr34) antibody pre-incubated with phospho- or non-phospho-peptide.
 P-peptide : phospho-peptide
 N-peptide : non-phospho-peptide



GTX00802 ICC/IF Image

ICC/IF analysis of PFA-fixed MKN-45 cells treated with 30 µM Forskolin for 20 min using GTX00802 DARPP-32 (phospho Thr34) antibody.
 Permeabilization : 0.1% saponin
 Dilution : 1:400



For full product information, images and publications, please visit our [website](http://www.genetex.com).