



SZABO SCANDIC

Part of Europa Biosite

Produktinformation



Forschungsprodukte & Biochemikalien



Zellkultur & Verbrauchsmaterial



Diagnostik & molekulare Diagnostik



Laborgeräte & Service

Weitere Information auf den folgenden Seiten!
See the following pages for more information!



Lieferung & Zahlungsart

siehe unsere [Liefer- und Versandbedingungen](#)

Zuschläge

- Mindermengenzuschlag
- Trockeneiszuschlag
- Gefahrgutzuschlag
- Expressversand

SZABO-SCANDIC HandelsgmbH

Quellenstraße 110, A-1100 Wien

T. +43(0)1 489 3961-0

F. +43(0)1 489 3961-7

mail@szabo-scandic.com

www.szabo-scandic.com

[linkedin.com/company/szaboscandic](https://www.linkedin.com/company/szaboscandic) 

Pogz antibody

Cat No. GTX00892

Host	Rabbit
Clonality	Polyclonal
Isotype	IgG
Application	WB, ICC/IF, IP
Reactivity	Human, Mouse

Package
100 µl

APPLICATION

Application Note

*Optimal dilutions/concentrations should be determined by the researcher.

Suggested dilution	Dilution
WB	1:1000
ICC/IF	1:500
IP	Assay dependent

Not tested in other applications.

Calculated MW 155 kDa. ([Note](#))

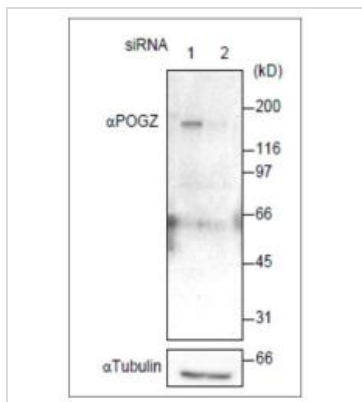
PROPERTIES

Form	Liquid
Buffer	Filter-sterilized serum
Storage	Store as concentrated solution. Centrifuge briefly prior to opening vial. For short-term storage (1-2 weeks), store at 4°C. For long-term storage, aliquot and store at -20°C or below. Avoid multiple freeze-thaw cycles.
Concentration	Batch dependent (Please refer to the vial label for the specific concentration.)
Immunogen	Recombinant protein expressing 1-562 amino acids of human POGZ
Purification	Unpurified
Conjugation	Unconjugated
Note	For laboratory use only. Not for any clinical, therapeutic, or diagnostic use in humans or animals. Not for animal or human consumption.



For full product information, images and publications, please visit our [website](#).

DATA IMAGES

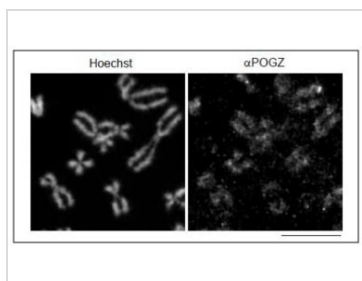
**GTX00892 WB Image**

WB analysis of HeLa cells transfected with control or POGZ specific siRNA using GTX00892 Pogz antibody.

Lane 1 : Cells transfected with control siRNA

Lane 2 : Cells transfected with POGZ specific siRNA

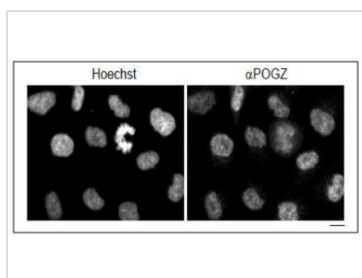
Dilution : 1:1000

**GTX00892 ICC/IF Image**

ICC/IF analysis of chromosome spreads prepared from HeLa cells using GTX00892 Pogz antibody.

Scale bar : 10 μ m

Dilution : 1:500

**GTX00892 ICC/IF Image**

ICC/IF analysis of HeLa cells using GTX00892 Pogz antibody.

Scale bar : 10 μ m

Fixation : 4% PFA

Dilution : 1:500



For full product information, images and publications, please visit our [website](#).