



SZABO SCANDIC

Part of Europa Biosite

Produktinformation



Forschungsprodukte & Biochemikalien



Zellkultur & Verbrauchsmaterial



Diagnostik & molekulare Diagnostik



Laborgeräte & Service

Weitere Information auf den folgenden Seiten!
See the following pages for more information!



Lieferung & Zahlungsart

siehe unsere [Liefer- und Versandbedingungen](#)

Zuschläge

- Mindermengenzuschlag
- Trockeneiszuschlag
- Gefahrgutzuschlag
- Expressversand

SZABO-SCANDIC HandelsgmbH

Quellenstraße 110, A-1100 Wien

T. +43(0)1 489 3961-0

F. +43(0)1 489 3961-7

mail@szabo-scandic.com

www.szabo-scandic.com

[linkedin.com/company/szaboscandic](https://www.linkedin.com/company/szaboscandic) 

POMGNT1 antibody

Cat No. GTX02543

Host	Rabbit
Clonality	Polyclonal
Isotype	IgG
Application	WB, IHC-P
Reactivity	Human, Mouse, Rat

Package
100 µl

APPLICATION

Application Note

*Optimal dilutions/concentrations should be determined by the researcher.

Suggested dilution	Dilution
WB	1:500-1:2000
IHC-P	1:50-1:100

Not tested in other applications.

Calculated MW 75 kDa. ([Note](#))


PROPERTIES

Form	Liquid
Buffer	PBS pH 7.3, 0.02% sodium azide, 50% glycerol
Storage	Store as concentrated solution. Centrifuge briefly prior to opening vial. For short-term storage (1-2 weeks), store at 4°C. For long-term storage, aliquot and store at -20°C or below. Avoid multiple freeze-thaw cycles.
Concentration	Batch dependent (Please refer to the vial label for the specific concentration.)
Immunogen	Recombinant fusion protein containing a sequence corresponding to amino acids 411-660 of human POMGNT1 (NP_060209.3).
Purification	Purified by affinity chromatography
Conjugation	Unconjugated
Note	For laboratory use only. Not for any clinical, therapeutic, or diagnostic use in humans or animals. Not for animal or human consumption.



For full product information, images and publications, please visit our [website](#).

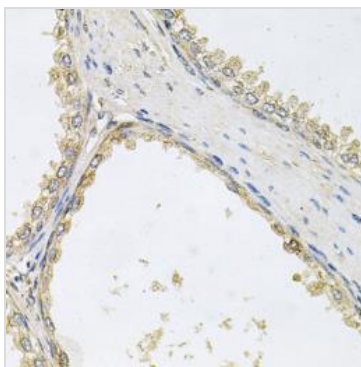
DATA IMAGES

**GTX02543 WB Image**

WB analysis of various sample lysates using GTX02543 POMGNT1 antibody.

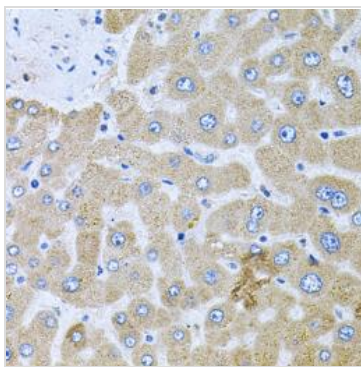
Dilution : 1:1000

Loading : 25µg per lane

**GTX02543 IHC-P Image**

IHC-P analysis of human prostate tissue using GTX02543 POMGNT1 antibody.

Dilution : 1:100

**GTX02543 IHC-P Image**

IHC-P analysis of human liver (damage) tissue using GTX02543 POMGNT1 antibody.

Dilution : 1:100



For full product information, images and publications, please visit our [website](#).