



SZABO SCANDIC

Part of Europa Biosite

Produktinformation



Forschungsprodukte & Biochemikalien



Zellkultur & Verbrauchsmaterial



Diagnostik & molekulare Diagnostik



Laborgeräte & Service

Weitere Information auf den folgenden Seiten!
See the following pages for more information!



Lieferung & Zahlungsart

siehe unsere [Liefer- und Versandbedingungen](#)

Zuschläge

- Mindermengenzuschlag
- Trockeneiszuschlag
- Gefahrgutzuschlag
- Expressversand

SZABO-SCANDIC HandelsgmbH

Quellenstraße 110, A-1100 Wien

T. +43(0)1 489 3961-0

F. +43(0)1 489 3961-7

mail@szabo-scandic.com

www.szabo-scandic.com

[linkedin.com/company/szaboscandic](https://www.linkedin.com/company/szaboscandic) 

Goat Anti-Mouse IgG1 antibody (PE)

Cat No. GTX02567

Host	Goat
Clonality	Polyclonal
Isotype	IgG
Application	WB, ICC/IF, IHC-P, IHC-Fr, IHC-Wm, FACS, ELISA, EM, Multiplexing
Reactivity	Mouse

Package
250 µg

APPLICATION

Application Note

*Optimal dilutions/concentrations should be determined by the researcher.

Suggested dilution	Dilution
WB	Assay dependent
ICC/IF	Assay dependent
IHC-P	Assay dependent
IHC-Fr	Assay dependent
IHC-Wm	Assay dependent
FACS	Assay dependent
ELISA	Assay dependent
EM	Assay dependent
Multiplexing	Assay dependent

Not tested in other applications.

Specificity/Sensitivity PreAdsorbed with Mouse IgG2a, IgG2b, IgG3, IgM, IgA, human immunoglobulins, and pooled sera. May react with immunoglobulins from other species.

PROPERTIES

Form	Liquid
Buffer	PBS, 0.1% sodium azide, stabilizing agent
Storage	Store as concentrated solution. Centrifuge briefly prior to opening vial. For short-term storage (1-2 weeks), store at 4°C. For long-term storage, aliquot and store at -20°C or below. Avoid multiple freeze-thaw cycles.
Concentration	0.5 mg/ml (Please refer to the vial label for the specific concentration.)
Immunogen	Pooled antisera from goats hyperimmunized with mouse IgG1
Purification	Purified by antigen-affinity chromatography



For full product information, images and publications, please visit our [website](#).

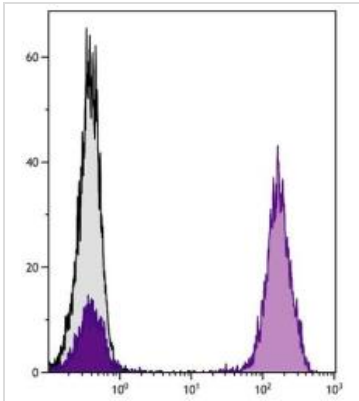
Conjugation

Phycoerythrin (PE)

Note

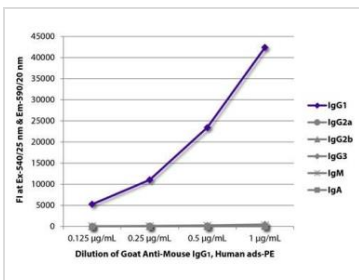
For laboratory use only. Not for any clinical, therapeutic, or diagnostic use in humans or animals. Not for animal or human consumption.

DATA IMAGES



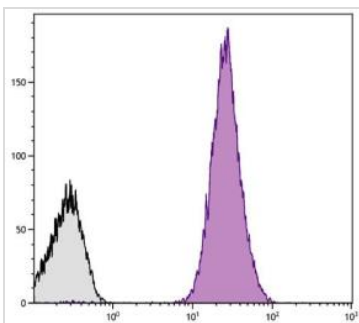
GTX02567 FACS Image

FACS analysis of human peripheral blood lymphocytes using Mouse Anti-Human CD3 antibody followed by GTX02567 Goat Anti-Mouse IgG1 antibody (PE).



GTX02567 ELISA Image

ELISA analysis of purified mouse IgG1, IgG2a, IgG2b, IgG3, IgM, and IgA using serially diluted GTX02567 Goat Anti-Mouse IgG1 antibody (PE).



GTX02567 FACS Image

FACS analysis of human peripheral blood platelets using Mouse Anti-Human CD61 antibody followed by GTX02567 Goat Anti-Mouse IgG1 antibody (PE).



For full product information, images and publications, please visit our [website](#).