



# SZABO SCANDIC

Part of Europa Biosite

## Produktinformation



Forschungsprodukte & Biochemikalien



Zellkultur & Verbrauchsmaterial



Diagnostik & molekulare Diagnostik



Laborgeräte & Service

Weitere Information auf den folgenden Seiten!  
See the following pages for more information!



### Lieferung & Zahlungsart

siehe unsere [Liefer- und Versandbedingungen](#)

### Zuschläge

- Mindermengenzuschlag
- Trockeneiszuschlag
- Gefahrgutzuschlag
- Expressversand

### SZABO-SCANDIC HandelsgmbH

Quellenstraße 110, A-1100 Wien

T. +43(0)1 489 3961-0

F. +43(0)1 489 3961-7

[mail@szabo-scandic.com](mailto:mail@szabo-scandic.com)

[www.szabo-scandic.com](http://www.szabo-scandic.com)

[linkedin.com/company/szaboscandic](https://www.linkedin.com/company/szaboscandic)

## CD45RB antibody [PTPRC/1783R]

Cat. No. GTX02698

<b>Host</b>	Rabbit
<b>Clonality</b>	Monoclonal
<b>Isotype</b>	IgG
<b>Application</b>	WB, ICC/IF, IHC-P, FACS
<b>Reactivity</b>	Human

Package  
100 µg

## APPLICATION

## Application Note

\*Optimal dilutions/concentrations should be determined by the researcher.

Suggested dilution	Recommended dilution
WB	1-2 µg/ml
ICC/IF	1-2 µg/ml
IHC-P	1-2 µg/ml
FACS	1-2 µg/million cells

**Note : Staining of formalin-fixed tissues requires heating tissue sections in 10mM Tris buffer with 1mM EDTA (pH 9.0) for 45 min at 95°C followed by cooling at RT for 20 minutes.**

Not tested in other applications.

<b>Calculated MW</b>	147 kDa. ( <a href="#">Note</a> )
<b>Observed MW</b>	200-220 kDa. The observed M.W. is based on the following publication. PMID: 16352531

## PROPERTIES

<b>Form</b>	Liquid
<b>Buffer</b>	10mM PBS, 0.05% BSA
<b>Preservative</b>	0.05% Sodium azide
<b>Storage</b>	Store as concentrated solution. Centrifuge briefly prior to opening vial. Store at 4°C.
<b>Concentration</b>	200 µg/ml (Please refer to the vial label for the specific concentration.)
<b>Immunogen</b>	Recombinant full-length human CD45RB protein
<b>Purification</b>	Protein A purified
<b>Conjugation</b>	Unconjugated



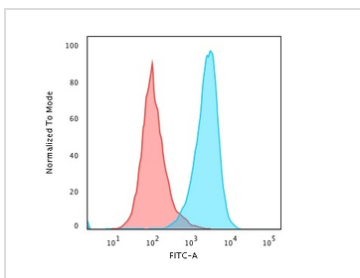
For full product information, images and publications, please visit our [website](#).

For laboratory research use only. Not for any clinical, therapeutic, or diagnostic use in humans or animals. Not for animal or human consumption.

**Note**

Purchasers shall not, and agree not to enable third parties to, analyze, copy, reverse engineer or otherwise attempt to determine the structure or sequence of the product.

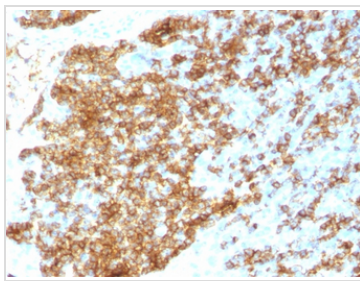
## DATA IMAGES

**GTX02698 FACS Image**

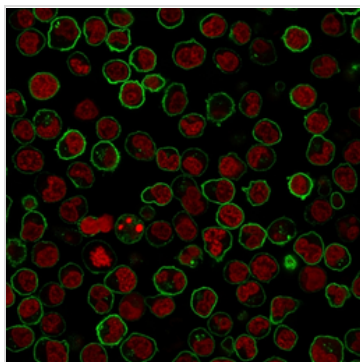
FACS analysis of PFA-fixed Raji cells using GTX02698 CD45RB antibody [PTPRC/1783R].

Blue : Primary antibody

Red : Isotype control

**GTX02698 IHC-P Image**

IHC-P analysis of human tonsil tissue section using GTX02698 CD45RB antibody [PTPRC/1783R].

**GTX02698 ICC/IF Image**

ICC/IF analysis of PFA-fixed Raji cells using GTX02698 CD45RB antibody [PTPRC/1783R].

Green : Primary antibody

Red : Phalloiden (membrane)



For full product information, images and publications, please visit our [website](#).