



SZABO SCANDIC

Part of Europa Biosite

Produktinformation



Forschungsprodukte & Biochemikalien



Zellkultur & Verbrauchsmaterial



Diagnostik & molekulare Diagnostik



Laborgeräte & Service

Weitere Information auf den folgenden Seiten!
See the following pages for more information!



Lieferung & Zahlungsart

siehe unsere [Liefer- und Versandbedingungen](#)

Zuschläge

- Mindermengenzuschlag
- Trockeneiszuschlag
- Gefahrgutzuschlag
- Expressversand

SZABO-SCANDIC HandelsgmbH

Quellenstraße 110, A-1100 Wien

T. +43(0)1 489 3961-0

F. +43(0)1 489 3961-7

mail@szabo-scandic.com

www.szabo-scandic.com

[linkedin.com/company/szaboscandic](https://www.linkedin.com/company/szaboscandic) 

CD45RB antibody [PTPRC/2877R]

Cat. No. GTX02760

Host	Rabbit
Clonality	Monoclonal
Isotype	IgG
Application	WB, ICC/IF, IHC-P, FACS
Reactivity	Human

Package
100 µg

APPLICATION

Application Note

*Optimal dilutions/concentrations should be determined by the researcher.

Suggested dilution	Recommended dilution
WB	1-2 µg/ml
ICC/IF	1-2 µg/ml
IHC-P	1-2 µg/ml
FACS	1-2 µg/million cells

Note : Staining of formalin-fixed tissues requires heating tissue sections in 10mM Tris buffer with 1mM EDTA (pH 9.0) for 45 min at 95°C followed by cooling at RT for 20 minutes.

Not tested in other applications.

Calculated MW	147 kDa. (Note)
Observed MW	200-220 kDa. The observed M.W. is based on the following publication. PMID: 16352531
Product Note	We do not recommend use of this product for Rat,Rhesus Monkey samples.

PROPERTIES

Form	Liquid
Buffer	10mM PBS, 0.05% BSA
Preservative	0.05% Sodium azide
Storage	Store as concentrated solution. Centrifuge briefly prior to opening vial. Store at 4°C.
Concentration	200 µg/ml (Please refer to the vial label for the specific concentration.)
Immunogen	Recombinant full-length human CD45RB protein
Purification	Protein A/G purified
Conjugation	Unconjugated



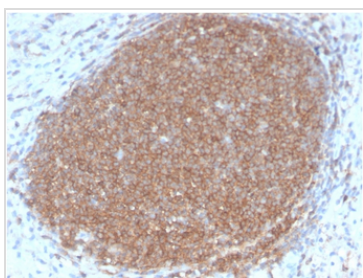
For full product information, images and publications, please visit our [website](#).

For laboratory research use only. Not for any clinical, therapeutic, or diagnostic use in humans or animals. Not for animal or human consumption.

Note

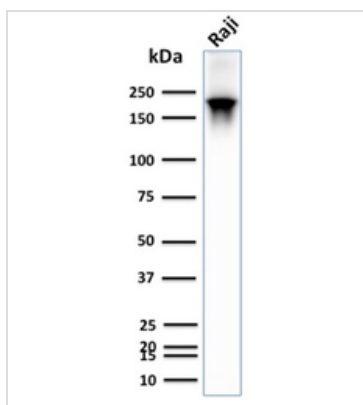
Purchasers shall not, and agree not to enable third parties to, analyze, copy, reverse engineer or otherwise attempt to determine the structure or sequence of the product.

DATA IMAGES



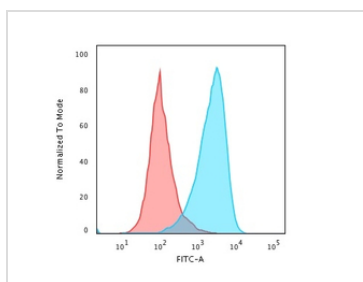
GTX02760 IHC-P Image

IHC-P analysis of human lymph node tissue section using GTX02760 CD45RB antibody [PTPRC/2877R].



GTX02760 WB Image

WB analysis of Raji whole cell lysate using GTX02760 CD45RB antibody [PTPRC/2877R].



GTX02760 FACS Image

FACS analysis of PFA-fixed Raji cells using GTX02760 CD45RB antibody [PTPRC/2877R].

Blue : Primary antibody

Red : Isotype control



For full product information, images and publications, please visit our [website](#).