



# SZABO SCANDIC

Part of Europa Biosite

## Produktinformation



Forschungsprodukte & Biochemikalien



Zellkultur & Verbrauchsmaterial



Diagnostik & molekulare Diagnostik



Laborgeräte & Service

Weitere Information auf den folgenden Seiten!  
See the following pages for more information!



### Lieferung & Zahlungsart

siehe unsere [Liefer- und Versandbedingungen](#)

### Zuschläge

- Mindermengenzuschlag
- Trockeneiszuschlag
- Gefahrgutzuschlag
- Expressversand

### SZABO-SCANDIC HandelsgmbH

Quellenstraße 110, A-1100 Wien

T. +43(0)1 489 3961-0

F. +43(0)1 489 3961-7

[mail@szabo-scandic.com](mailto:mail@szabo-scandic.com)

[www.szabo-scandic.com](http://www.szabo-scandic.com)

[linkedin.com/company/szaboscandic](https://www.linkedin.com/company/szaboscandic) 

## BAG3 antibody

Cat No. GTX02777

<b>Host</b>	Rabbit
<b>Clonality</b>	Polyclonal
<b>Isotype</b>	IgG
<b>Application</b>	WB, IHC-P
<b>Reactivity</b>	Human, Mouse, Rat

Package  
100 µl

## APPLICATION

## Application Note

\*Optimal dilutions/concentrations should be determined by the researcher.

Suggested dilution	Dilution
WB	1:500-1:2000
IHC-P	1:50-1:100

Not tested in other applications.

**Calculated MW** 62 kDa. ([Note](#))

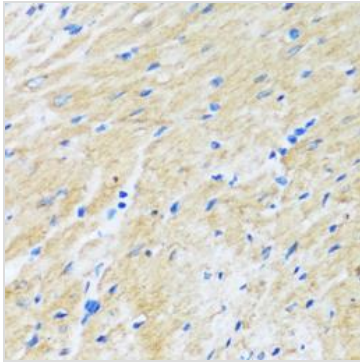
## PROPERTIES

<b>Form</b>	Liquid
<b>Buffer</b>	PBS pH7.3, 0.02% sodium azide, 50% glycerol
<b>Storage</b>	Store as concentrated solution. Centrifuge briefly prior to opening vial. For short-term storage (1-2 weeks), store at 4°C. For long-term storage, aliquot and store at -20°C or below. Avoid multiple freeze-thaw cycles.
<b>Concentration</b>	Batch dependent (Please refer to the vial label for the specific concentration.)
<b>Immunogen</b>	Recombinant fusion protein containing a sequence corresponding to amino acids 380-575 of human BAG3 (NP_004272.2).
<b>Purification</b>	Purified by affinity chromatography
<b>Conjugation</b>	Unconjugated
<b>Note</b>	For laboratory use only. Not for any clinical, therapeutic, or diagnostic use in humans or animals. Not for animal or human consumption.

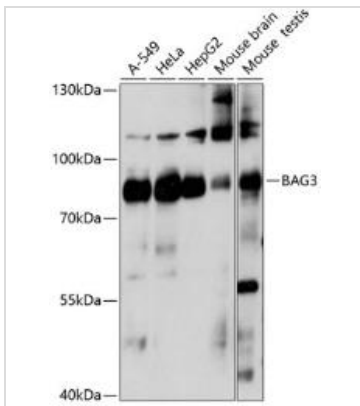


For full product information, images and publications, please visit our [website](#).

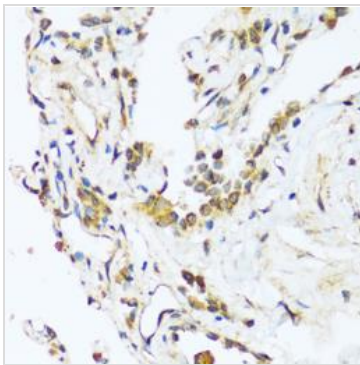
## DATA IMAGES

**GTX02777 IHC-P Image**

IHC-P analysis of rat heart tissue using GTX02777 BAG3 antibody.  
Dilution : 1:100

**GTX02777 WB Image**

WB analysis of various samples using GTX02777 BAG3 antibody.  
Dilution : 1:1000  
Loading : 25µg per lane

**GTX02777 IHC-P Image**

IHC-P analysis of human lung tissue using GTX02777 BAG3 antibody.  
Dilution : 1:100



For full product information, images and publications, please visit our [website](#).