



SZABO SCANDIC

Part of Europa Biosite

Produktinformation



Forschungsprodukte & Biochemikalien



Zellkultur & Verbrauchsmaterial



Diagnostik & molekulare Diagnostik



Laborgeräte & Service

Weitere Information auf den folgenden Seiten!
See the following pages for more information!



Lieferung & Zahlungsart

siehe unsere [Liefer- und Versandbedingungen](#)

Zuschläge

- Mindermengenzuschlag
- Trockeneiszuschlag
- Gefahrgutzuschlag
- Expressversand

SZABO-SCANDIC HandelsgmbH

Quellenstraße 110, A-1100 Wien

T. +43(0)1 489 3961-0

F. +43(0)1 489 3961-7

mail@szabo-scandic.com

www.szabo-scandic.com

[linkedin.com/company/szaboscandic](https://www.linkedin.com/company/szaboscandic) 

IL12B / IL12 p40 antibody [MT86 + MT221]

Cat. No. GTX02957

Host	Mouse
Clonality	Monoclonal
Isotype	IgG1
Application	ELISA, Sandwich ELISA
Reactivity	Human, Monkey

Package
250 µg

APPLICATION

Application Note

*Optimal dilutions/concentrations should be determined by the researcher.

Suggested dilution	Recommended dilution
ELISA	Assay dependent
Sandwich ELISA	Assay dependent

Note : Capture: GTX02957, Detection: GTX03013-02 (MT704 for p70) / GTX02956-02 (MT618 for p40) / GTX02983-02.

Not tested in other applications.

Calculated MW	37 kDa. (Note)
Product Note	This antibody is able to detect native and recombinant human p40 subunit of IL-12 and IL-23. In combination with MT704 for detection of IL-12 p70 heterodimer (p40 + p35), with MT618 for detection of IL-12/IL-23 (p40), and with MT155 for detection of IL-23 heterodimer (p40 + p19).

PROPERTIES

Form	Liquid
Buffer	PBS
Preservative	0.02% Sodium azide
Storage	Store as concentrated solution. Centrifuge briefly prior to opening vial. For short-term storage (1-2 weeks), store at 4°C. For long-term storage, aliquot and store at -20°C or below. Avoid multiple freeze-thaw cycles.
Concentration	0.5 mg/ml (Please refer to the vial label for the specific concentration.)
Immunogen	Recombinant human IL-23
Purification	Protein G purified From tissue culture supernatant
Conjugation	Unconjugated



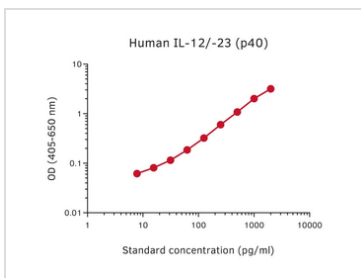
For full product information, images and publications, please visit our [website](#).

For laboratory research use only. Not for any clinical, therapeutic, or diagnostic use in humans or animals. Not for animal or human consumption.

Note

Purchasers shall not, and agree not to enable third parties to, analyze, copy, reverse engineer or otherwise attempt to determine the structure or sequence of the product.

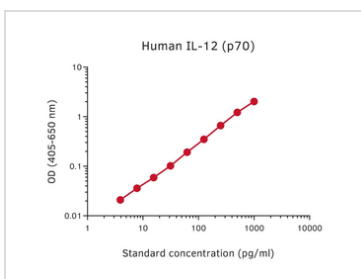
DATA IMAGES



GTX02957 ELISA Image

Sandwich ELISA analysis of human IL-12/-23 (p40) protein using GTX02957 IL12B / IL12 p40 antibody [MT86 + MT221] as coating antibody and GTX02956-02 IL12B / IL12 p40 antibody [MT618] (Biotin) as detecting antibody.

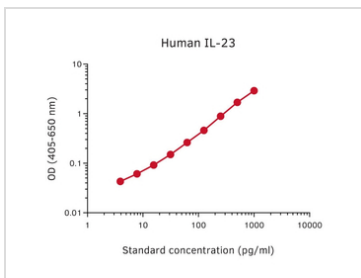
Substrate : pNPP



GTX02957 ELISA Image

Sandwich ELISA analysis of human IL-12 (p70) protein using GTX02957 IL12B / IL12 p40 antibody [MT86 + MT221] as coating antibody and GTX03013-02 IL12 p70 antibody [MT704] (Biotin) as detecting antibody.

Substrate : pNPP



GTX02957 ELISA Image

Sandwich ELISA analysis of human IL-23 protein using GTX02957 IL12B / IL12 p40 antibody [MT86 + MT221] as coating antibody and GTX02983-02 L23A / IL23 p19 antibody [MT155] (Biotin) as detecting antibody.

Substrate : pNPP



For full product information, images and publications, please visit our [website](#).