



SZABO SCANDIC

Part of Europa Biosite

Produktinformation



Forschungsprodukte & Biochemikalien



Zellkultur & Verbrauchsmaterial



Diagnostik & molekulare Diagnostik



Laborgeräte & Service

Weitere Information auf den folgenden Seiten!
See the following pages for more information!



Lieferung & Zahlungsart

siehe unsere [Liefer- und Versandbedingungen](#)

Zuschläge

- Mindermengenzuschlag
- Trockeneiszuschlag
- Gefahrgutzuschlag
- Expressversand

SZABO-SCANDIC HandelsgmbH

Quellenstraße 110, A-1100 Wien

T. +43(0)1 489 3961-0

F. +43(0)1 489 3961-7

mail@szabo-scandic.com

www.szabo-scandic.com

[linkedin.com/company/szaboscandic](https://www.linkedin.com/company/szaboscandic) 

CD93 antibody

Cat No. GTX03674

| | |
|--------------------|------------|
| Host | Rabbit |
| Clonality | Polyclonal |
| Isotype | IgG |
| Application | WB, IHC-P |
| Reactivity | Human |

Package
 100 µl

APPLICATION
Application Note

*Optimal dilutions/concentrations should be determined by the researcher.

| Suggested dilution | Dilution |
|--------------------|-----------------|
| WB | 1:1000-1:3000 |
| IHC-P | Assay dependent |

Not tested in other applications.

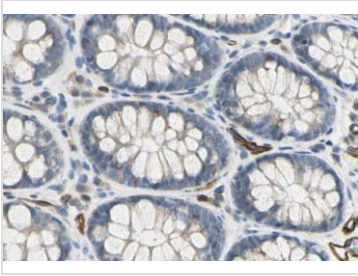
Calculated MW 69 kDa. ([Note](#))

PROPERTIES

| | |
|----------------------|----------------------------------------------------------------------------------------------------------------------------------------------------------------------------------------------------------------------------|
| Form | Liquid |
| Buffer | PBS pH 7.4, 150mM NaCl, 50% glycerol |
| Preservative | 0.02% sodium azide |
| Storage | Store as concentrated solution. Centrifuge briefly prior to opening vial. For short-term storage (1-2 weeks), store at 4°C. For long-term storage, aliquot and store at -20°C or below. Avoid multiple freeze-thaw cycles. |
| Concentration | 1 mg/ml (Please refer to the vial label for the specific concentration.) |
| Immunogen | A synthesized peptide derived from human CD93(Accession Q9NPY3), corresponding to amino acid residues D626-C652. |
| Purification | Purified by antigen-affinity chromatography From serum |
| Conjugation | Unconjugated |
| Note | For laboratory use only. Not for any clinical, therapeutic, or diagnostic use in humans or animals. Not for animal or human consumption. |


 For full product information, images and publications, please visit our [website](#).

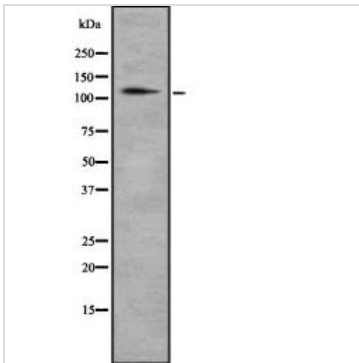
DATA IMAGES

**GTX03674 IHC-P Image**


IHC-P analysis of human colon tissue using GTX03674 CD93 antibody.

Antigen retrieval : Heat mediated antigen retrieval step in citrate buffer was performed

Dilution : 1:100

**GTX03674 WB Image**

WB analysis of HeLa cell lysate using GTX03674 CD93 antibody.

**GTX03674 WB Image**

WB analysis of MCF-7 cell lysate using GTX03674 CD93 antibody. The lane on the left was treated with blocking peptide.



For full product information, images and publications, please visit our [website](#).