



SZABO SCANDIC

Part of Europa Biosite

Produktinformation



Forschungsprodukte & Biochemikalien



Zellkultur & Verbrauchsmaterial



Diagnostik & molekulare Diagnostik



Laborgeräte & Service

Weitere Information auf den folgenden Seiten!
See the following pages for more information!



Lieferung & Zahlungsart

siehe unsere [Liefer- und Versandbedingungen](#)

Zuschläge

- Mindermengenzuschlag
- Trockeneiszuschlag
- Gefahrgutzuschlag
- Expressversand

SZABO-SCANDIC HandelsgmbH

Quellenstraße 110, A-1100 Wien

T. +43(0)1 489 3961-0

F. +43(0)1 489 3961-7

mail@szabo-scandic.com

www.szabo-scandic.com

[linkedin.com/company/szaboscandic](https://www.linkedin.com/company/szaboscandic) 

Goat Anti-Golden Syrian Hamster IgG antibody, pre-adsorbed (APC)

Cat. No. GTX04160-07

Host	Goat
Clonality	Polyclonal
Isotype	IgG
Application	WB, IHC-P, IHC-Fr, FACS, ELISA
Reactivity	Golden Syrian Hamster

Package
500 µg

APPLICATION

Application Note

*Optimal dilutions/concentrations should be determined by the researcher.

Suggested dilution	Recommended dilution
WB	Assay dependent
IHC-P	Assay dependent
IHC-Fr	Assay dependent
FACS	≤ 0.1 µg/10 ⁶ cells
ELISA	Assay dependent

Note : The suggested use of these reagents is in a final volume of 100µl.

Not tested in other applications.

Product Note

Pre-adsorbed with Mouse and rat immunoglobulins and pooled sera. May react with immunoglobulins from other species and the light chains of other hamster immunoglobulins.

PROPERTIES

Form	Liquid
Buffer	PBS, a stabilizer
Preservative	0.09% sodium azide
Storage	Store as concentrated solution. Centrifuge briefly prior to opening vial. Store at 4°C. DO NOT FREEZE. Protect from light.
Concentration	0.5 mg/ml (Please refer to the vial label for the specific concentration.)
Immunogen	Pooled antisera from goats hyperimmunized with hamster IgG
Purification	Purified by antigen-affinity chromatography
Conjugation	Allophycocyanin (APC)

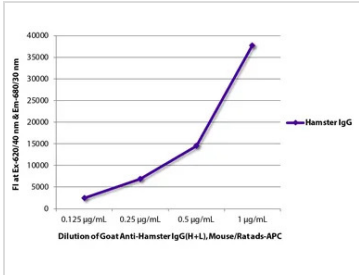


For full product information, images and publications, please visit our [website](#).

For laboratory research use only. Not for any clinical, therapeutic, or diagnostic use in humans or animals. Not for animal or human consumption.

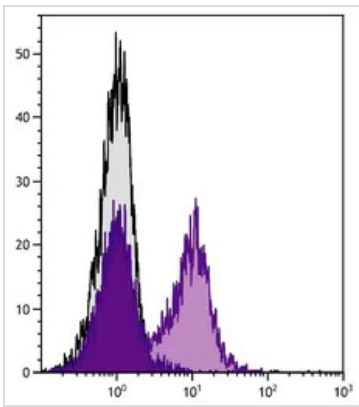
Note
 Purchasers shall not, and agree not to enable third parties to, analyze, copy, reverse engineer or otherwise attempt to determine the structure or sequence of the product.

DATA IMAGES



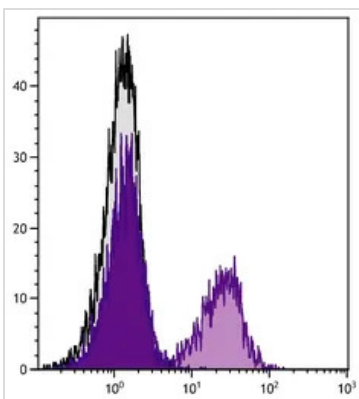
GTX04160-07 ELISA Image

ELISA analysis of purified Golden Syrian Hamster IgG using GTX04160-07 Goat Anti-Golden Syrian Hamster IgG antibody, pre-adsorbed (APC).



GTX04160-07 FACS Image

FACS analysis of BALB/c mouse splenocytes using Golden Syrian Hamster Anti-Mouse CD79b antibody followed by GTX04160-07 Goat Anti-Golden Syrian Hamster IgG antibody, pre-adsorbed (APC).



GTX04160-07 FACS Image

FACS analysis of BALB/c mouse splenocytes using Golden Syrian Hamster Anti-Mouse CD3 epsilon antibody followed by GTX04160-07 Goat Anti-Golden Syrian Hamster IgG antibody, pre-adsorbed (APC).



For full product information, images and publications, please visit our [website](#).