



# SZABO SCANDIC

Part of Europa Biosite

## Produktinformation



Forschungsprodukte & Biochemikalien



Zellkultur & Verbrauchsmaterial



Diagnostik & molekulare Diagnostik



Laborgeräte & Service

Weitere Information auf den folgenden Seiten!  
See the following pages for more information!



### Lieferung & Zahlungsart

siehe unsere [Liefer- und Versandbedingungen](#)

### Zuschläge

- Mindermengenzuschlag
- Trockeneiszuschlag
- Gefahrgutzuschlag
- Expressversand

### SZABO-SCANDIC HandelsgmbH

Quellenstraße 110, A-1100 Wien

T. +43(0)1 489 3961-0

F. +43(0)1 489 3961-7

[mail@szabo-scandic.com](mailto:mail@szabo-scandic.com)

[www.szabo-scandic.com](http://www.szabo-scandic.com)

[linkedin.com/company/szaboscandic](https://www.linkedin.com/company/szaboscandic) 

## Mouse Anti-Goat IgG (Fc) antibody [SB115d] (HRP)

Cat. No. GTX04167-01

Host	Mouse
Clonality	Monoclonal
Isotype	IgG2a
Application	WB, IHC-Fr, ELISA
Reactivity	Goat

Package  
1 ml

## APPLICATION

## Application Note

\*Optimal dilutions/concentrations should be determined by the researcher.

Suggested dilution	Recommended dilution
WB	Assay dependent
IHC-Fr	Assay dependent
ELISA	1:4000-1:8000

Not tested in other applications.

**Product Note** Minimal reactivity to goat IgG Fab and sheep, rabbit, human, monkey, rat, hamster, canine, and swine IgG.

## PROPERTIES

Form	Liquid
Buffer	PBS, 50% glycerol
Preservative	No preservatives
Storage	Store as concentrated solution. Centrifuge briefly prior to opening vial. Store at 4°C.
Concentration	Batch dependent (Please refer to the vial label for the specific concentration.)
Immunogen	Pooled goat IgG
Purification	Purified IgG2a
Conjugation	Horseradish peroxidase(HRP)

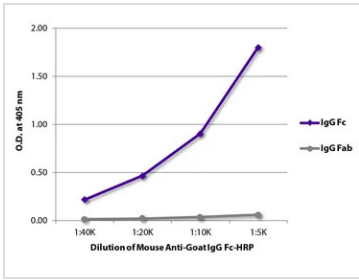
**Note** For laboratory research use only. Not for any clinical, therapeutic, or diagnostic use in humans or animals. Not for animal or human consumption.

Purchasers shall not, and agree not to enable third parties to, analyze, copy, reverse engineer or otherwise attempt to determine the structure or sequence of the product.



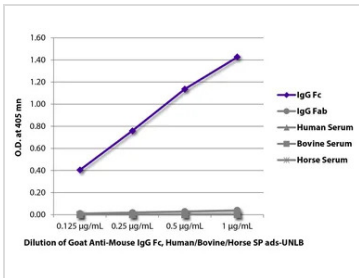
For full product information, images and publications, please visit our [website](#).

DATA IMAGES



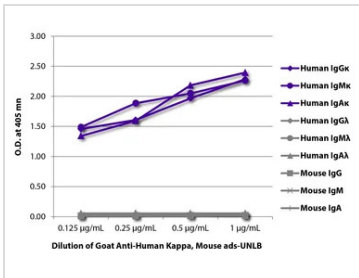
**GTX04167-01 ELISA Image**

ELISA analysis of purified goat immunoglobulins using serially diluted GTX04167-01 Mouse Anti-Goat IgG (Fc) antibody [SB115d] (HRP).



**GTX04167-01 ELISA Image**

ELISA analysis of purified mouse immunoglobulins and human, bovine, and horse serum using serially diluted Goat Anti-Mouse IgG Fc antibody, pre-absorbed followed by GTX04167-01 Mouse Anti-Goat IgG (Fc) antibody [SB115d] (HRP).



**GTX04167-01 ELISA Image**

ELISA analysis of purified human immunoglobulins using serially diluted Goat Anti-Human Kappa antibody, pre-absorbed followed by GTX04167-01 Mouse Anti-Goat IgG (Fc) antibody [SB115d] (HRP).



For full product information, images and publications, please visit our [website](#).